




BASELITE - ARCHITECTURAL – WALL LIGHTS - MED



PROJECT NAME: _____ PROJECT TYPE: _____

MODEL #	/	/	x	/	x	/	x	/	/	/	x	/	x	/	x	/
	A	B	C	D	E	F	G	H	I	J	K					
EXAMPLE:	EUAR1	41	-	-	-	2-60W	-	-	-	-	-	-	-	-	-	-

*SKIP SECTION IF OPTION DOES NOT APPLY

NOTES: **BABA COMPLIANT**



A - SHADES

- WALL LIGHTS**
- EUAR1 – (2-60W MAX)
 - EUAR2 – (2-60W MAX)
 - EUCS1 – (2-60W MAX)
 - EUCS2 – (2-60W MAX)
 - EUES1 – (2-60W MAX)
 - EUES2 – (2-60W MAX)
 - EUER1 – (2-60W MAX)
 - EUER2 – (2-60W MAX)
 - EUFS1 – (2-60W MAX)
 - EUFS2 – (2-60W MAX)
 - EUFR1 – (2-60W MAX)
 - EUFR2 – (2-60W MAX)
 - EUGS1 – (2-60W MAX)
 - EUGS2 – (2-60W MAX)
 - EUGR1 – (2-60W MAX)
 - EUGR2 – (2-60W MAX)
 - EUHS1 – (2-60W MAX)
 - EUHS2 – (2-60W MAX)
 - EUHR1 – (2-60W MAX)
 - EUHR2 – (2-60W MAX)
 - EUIR1 – (2-60W MAX)
 - EUIR2 – (2-60W MAX)
 - EUJS1 – (2-60W MAX)
 - EUJS2 – (2-60W MAX)
 - EUKR1 – (2-60W MAX)
 - EUKR2 – (2-60W MAX)
 - WDY14 – (100W MAX)
 - WWM8 – (100W MAX)
 - SAL8 – (100W MAX)

WALL LIGHTS ADA COMPLIANT

EUAR1, EUCS1, EUES1, EUER1, EUFS1, EUFR1, EUGS1, EUGR1, EUHS1, EUHR1, EUIR1, EUJS1, EUKR1

B - FINISH OPTIONS

- (SEE WEBSITE FOR SWATCH COLORS)
- 15-POWDER BLUE
 - 16-DISTRESSED TURQUOISE
 - 17-DISTRESSED CHALK
 - 18-MINT GREEN
 - 19A-ANTIQUÉ ALUMINUM ACID (2)
 - 19-ANTIQUÉ ALUMINUM
 - 22A-OLD PEWTER ACID (1)(2)
 - 22-OLD PEWTER
 - 41-GLOSS BLACK
 - 41.5-MATTE BLACK
 - 42-DARK GREEN
 - 43-RED
 - 44-WHITE
 - 45-MEDIUM BLUE
 - 46-YELLOW
 - 48-POLISHED ALUMINUM
 - 49-GALVANIZED
 - 50-NAVY BLUE
 - 51-ARCHITECTURAL BRONZE
 - 52-PATINA

B - FINISH OPTIONS (CONT'D)

- 53-RUST
- 54-STUCCO
- 55-SAGE
- 57-POLISHED ALUMINUM CC
- 58-SATIN ALUMINUM
- 59-COPPER TONE
- 60-CANAL GREEN
- 61-ANODIZED CHARCOAL
- 62-ANODIZED BRONZE
- 63-IRON RUST
- 64- WROUGHT IRON
- 65-TERRACOTTA
- 66-BARK
- 70-TRANSPARENT RED
- 71-TRANSPARENT GREEN
- 72-TRANSPARENT WINE
- 73-TRANSPARENT NAVY
- 74-GUN METAL
- 75-DISTRESSED RED
- 76-DISTRESSED BLUE
- 77-DISTRESSED GREEN
- 78-CHALKBOARD BLACK
- 79-GHOST ORANGE
- 80-PALE GOLD
- 81-METALLIC BRONZE
- 82-BLACK GOLD
- 83-SHOCKER GREEN
- 84-FADDED BLUE
- 85-COBBLESTONE
- 86-BRONZE COPPER
- 87-CHAMPAGNE
- 89-TAUPE
- 90-LIME GREEN
- 91-PACIFIC PINE
- 92-ANTIQUÉ GALVANIZED
- 93-FADDED COPPER
- 94-ANODIZED ALUMINUM
- 95-TURQUOISE
- 96-PURPLE
- 97-BATTLESHIP GREY
- 98-BLACKENED PIPE
- 99-STEEL
- 100-OLD STEEL
- (MG) MARINE GRADE FINISH-AVAILABLE UPON REQUEST.

C – MOUNTING

N/A

D – MOUNTING COLOR

N/A

E – MOUNTING ADD -ON

N/A

F – LIGHT SOURCE

MEDIUM BASE E26 (MED)
2-60W, 100W (MAX)

G – LED COLOR TEMP

N/A

H – ELECTRICAL OPTION

N/A

I – GLASS OPTION

N/A

J – ACCESSORY OPTION

N/A

K – ACCESSORY COLOR

N/A

NOTES

- FINISH OPTIONS 20, 21, 22, 23 ARE FOR SOLID BRASS FIXTURES ONLY.
- FINISH OPTIONS 19, 21, 22, 23 ARE AN ACID FINISH AND IS APPLIED BY HAND. THESE FINISHES WILL VARY IN CONSISTENCY.
- ALL FIXTURES MOUNT TO A 40 JUNCTION BOX.
- FIXTURE DIMENSIONS MAY VARY ± 0.25.
- WALL LIGHTS WITH THE ADA LOGO MEET THE REQUIREMENTS OF A 4" PROJECTION FROM THE WALL TO BE ADA COMPLIANT.
- WALL LIGHTS ARE RATED FOR WET LOCATION.

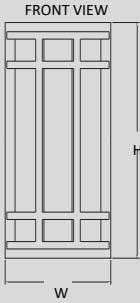


BASELITE - ARCHITECTURAL – WALL LIGHTS - MED

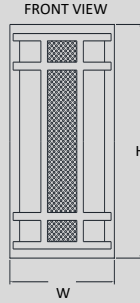
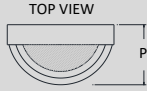
PROJECT NAME: _____ PROJECT TYPE: _____

A – SHADES

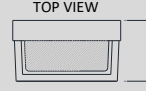
ARCHITECTURAL WALL LIGHTS



	HEIGHT	WIDTH	PROJ.
EUAR1	16"	8"	4"
EUAR2	22"	9.5"	5.5"




	HEIGHT	WIDTH	PROJ.
EUCS1	16"	8"	4"
EUCS2	22"	9.5"	5.5"



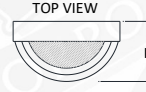
	HEIGHT	WIDTH	PROJ.
EUER1	16"	8"	4"
EUER2	22"	9.5"	5.5"



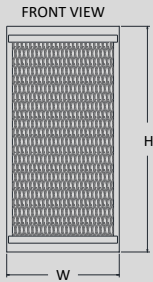
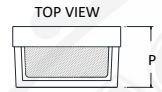
	HEIGHT	WIDTH	PROJ.
EUES1	16"	8"	4"
EUES2	22"	9.5"	5.5"




	HEIGHT	WIDTH	PROJ.
EUFR1	16"	8"	4"
EUFR2	22"	9.5"	5.5"



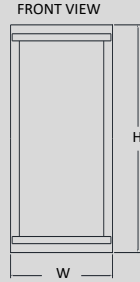
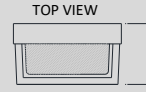
	HEIGHT	WIDTH	PROJ.
EUFS1	16"	8"	4"
EUFS2	22"	9.5"	5.5"



	HEIGHT	WIDTH	PROJ.
EUGR1	16"	8"	4"
EUGR2	22"	9.5"	5.5"




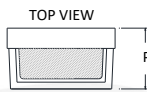
	HEIGHT	WIDTH	PROJ.
EUGS1	16"	8"	4"
EUGS2	22"	9.5"	5.5"



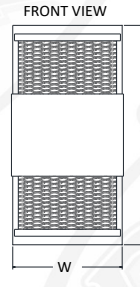
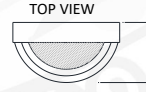
	HEIGHT	WIDTH	PROJ.
EUHR1	16"	8"	4"
EUHR2	22"	9.5"	5.5"





	HEIGHT	WIDTH	PROJ.
EUHS1	16"	8"	4"
EUHS2	22"	9.5"	5.5"



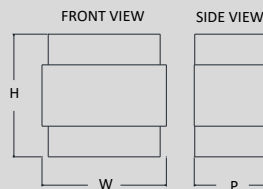
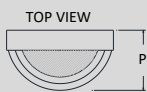
	HEIGHT	WIDTH	PROJ.
EUIR1	16"	8"	4"
EUIR2	22"	9.5"	5.5"



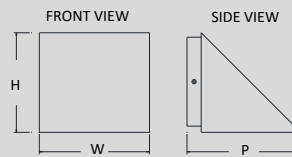
	HEIGHT	WIDTH	PROJ.
EUJS1	16"	8"	4"
EUJS2	22"	9.5"	5.5"



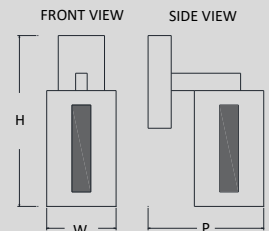
	HEIGHT	WIDTH	PROJ.
EUKR1	16"	8"	4"
EUKR2	22"	9.5"	5.5"



	HEIGHT	WIDTH	PROJ.
WDY14	16"	16.25"	10"



	HEIGHT	WIDTH	PROJ.
WWM8	7"	7.75"	8"



	HEIGHT	WIDTH	PROJ.
SAL8	14.75"	6"	10"



BASELITE - ARCHITECTURAL – WALL LIGHTS - MED

PROJECT NAME: _____

PROJECT TYPE: _____

B – FINISH OPTIONS (SEE FINISH OPTION SWATCHES ON WEBSITE)

14PN-POLISH NICKEL 15-POWDER BLUE 16-DISTRESSED TURQUOISE 17-DISTRESSED CHALK 18-MINT GREEN 19-ANTIQU ALUMINUM* 19P-ANTIQU ALUMINUM 20-RAW BRASS 20P-BRASS 20PB-POLISHED BRASS 20SB-SATIN BRASS 21-OIL RUBBED BRONZE* 21P-OIL RUBBED BRONZE 22-OLD PEWTER* 22P-OLD PEWTER PC 23-OLD COPPER PATINA* 23P-OLD COPPER PATINA 38-COPPER TINT 39-RAW COPPER 40-COPPER CLEAR COAT 41-GLOSS BLACK 41.5-MATTE BLACK 42-DARK GREEN 43-RED 44-WHITE 45-MEDIUM BLUE 46-YELLOW 48-POLISHED ALUMINUM 49-GALVANIZED 50-NAVY BLUE 51-ARCHITECTURAL BRONZE 52-PATINA 53-RUST 54-STUCCO 55-SAGE 57-POLISHED ALUMINUM CC 58-SATIN ALUMINUM 59-COPPER TONE 60-CANAL GREEN 61-ANODIZED CHARCOAL 62-ANODIZED BRONZE 63-IRON RUST 64-WROUGHT IRON 65-TERRACOTTA 66-BARK 70-TRANSPARENT RED 71-TRANSPARENT GREEN 72-TRANSPARENT WINE 73-TRANSPARENT NAVY 74-GUN METAL 75-DISTRESSED RED 76-DISTRESSED BLUE 77-DISTRESSED GREEN 78-CHALKBOARD BLACK 79-GHOST ORANGE 80-PALE GOLD 81-METALLIC BRONZE 82-BLACK GOLD 83-SHOCKER GREEN 84-FADDED BLUE 85-COBBLESTONE 86-BRONZE COPPER 87-CHAMPAGNE 88-FLAMED STEEL 89-TAUPE 90-LIME GREEN 91-PACIFIC PINE 92-ANTIQU GALVANIZED 93-FADDED COPPER 94-ANODIZED ALUMINUM 95-TURQUOISE 96-PURPLE 97-BATTLESHIP GREY 98-BLACKENED PIPE 99-STEEL 100-OLD STEEL (MG)- MARINE GRADE FINISH- AVAILABLE UPON REQUEST.

F – LIGHT SOURCE

MEDIUM BASE E26 (MED)

MED - 2-60W (MAX) - EUAR1, EUAR2, EUCS1, EUCS2, EUES1, EUES2, EUER1, EUER2, EUFS1, EUFS2, EUFR1, EUFR2 EUGS1, EUGS2, EUGR1, EUGR2, EUHS1, EUHS2, EUHR1, EUHR2, EUIR1, EUIR2, EUJS1, EUJS2, EUKR1, EUKR2

MED - 100W (MAX) - WDY14, WWM8, SAL8

***IMPORTANT** – FOR MEDIUM BASE E26 (MED) LIGHT SOURCE OPTION FIXTURES ARE LIMITED DUE TO THE MAX WATTAGE RESTRICTIONS. WHEN ORDERING PLEASE SELECT THE APPROPRIATE WATTAGE. MAX WATTAGE IS SHOWN. LIGHT BULBS WITH WATTAGES BELOW MAX CAN BE USED, NOT ABOVE MAX.

OPTION	WATTAGE	LUMENS	CRI	VOLTAGE	DIMMING
2-60W MED	2-60W	PER BULB SPECS	>90	120-277 VAC	PER BULB SPECS
100W MED	100W	PER BULB SPECS	>90	120-277 VAC	PER BULB SPECS