



# BASELITE - ARCHITECTURAL – WALL LIGHTS - CF



PROJECT NAME: \_\_\_\_\_ PROJECT TYPE: \_\_\_\_\_

MODEL #    /    /    x    /    x    /    x    /    /    /    x    /    x    /    x    /

EXAMPLE:    A    B    C    D    E    F    G    H    I    J    K

                  EUAR1    41    -    -    -    2-26W    -    -    -    -    LDM120

\*SKIP SECTION IF OPTION DOES NOT APPLY

NOTES: **BABA COMPLIANT**



## A - SHADES

- WALL LIGHTS**
- EUAR1 – (2-42W MAX)
  - EUAR2 – (2-42W MAX)
  - EUCS1 – (2-42W MAX)
  - EUCS2 – (2-42W MAX)
  - EUES1 – (2-42W MAX)
  - EUES2 – (2-42W MAX)
  - EUER1 – (2-42W MAX)
  - EUER2 – (2-42W MAX)
  - EUFS1 – (2-42W MAX)
  - EUFS2 – (2-42W MAX)
  - EUFR1 – (2-42W MAX)
  - EUFR2 – (2-42W MAX)
  - EUGS1 – (2-42W MAX)
  - EUGS2 – (2-42W MAX)
  - EUGR1 – (2-42W MAX)
  - EUGR2 – (2-42W MAX)
  - EUHS1 – (2-42W MAX)
  - EUHS2 – (2-42W MAX)
  - EUHR1 – (2-42W MAX)
  - EUHR2 – (2-42W MAX)
  - EUIR1 – (2-42W MAX)
  - EUIR2 – (2-42W MAX)
  - EUIS1 – (2-42W MAX)
  - EUIS2 – (2-42W MAX)
  - EUKR1 – (2-42W MAX)
  - EUKR2 – (2-42W MAX)
  - WDY14 – (26W MAX)
  - WWM8 – (26W MAX)
  - SAL8 – (26W MAX)

**WALL LIGHTS ADA COMPLIANT**

EUAR1, EUCS1, EUES1, EUER1, EUFS1, EUFR1, EUGS1, EUGR1, EUHS1, EUHR1, EUIR1, EUIS1, EUKR1

## B - FINISH OPTIONS

- 15-POWDER BLUE
- 16-DISTRESSED TURQUOISE
- 17-DISTRESSED CHALK
- 18-MINT GREEN
- 19A-ANTIQU ALUMINUM ACID <sup>(2)</sup>
- 19-ANTIQU ALUMINUM
- 22A-OLD PEWTER ACID <sup>(1)(2)</sup>
- 22-OLD PEWTER
- 41-GLOSS BLACK
- 41.5-MATTE BLACK
- 42-DARK GREEN
- 43-RED
- 44-WHITE
- 45-MEDIUM BLUE
- 46-YELLOW

## B - FINISH OPTIONS (CONT.)

- 48-POLISHED ALUMINUM
- 49-GALVANIZED
- 50-NAVY BLUE
- 51-ARCHITECTURAL BRONZE
- 52-PATINA
- 53-RUST
- 54-STUCCO
- 55-SAGE
- 57-POLISHED ALUMINUM CC
- 58-SATIN ALUMINUM
- 59-COPPER TONE
- 60-CANAL GREEN
- 61-ANODIZED CHARCOAL
- 62-ANODIZED BRONZE
- 63-IRON RUST
- 64- WROUGHT IRON
- 65-TERRACOTTA
- 66-BARK
- 70-TRANSPARENT RED
- 71-TRANSPARENT GREEN
- 72-TRANSPARENT WINE
- 73-TRANSPARENT NAVY
- 74-GUN METAL
- 75-DISTRESSED RED
- 76-DISTRESSED BLUE
- 77-DISTRESSED GREEN
- 78-CHALKBOARD BLACK
- 79-GHOST ORANGE
- 80-PALE GOLD
- 81-METALLIC BRONZE
- 82-BLACK GOLD
- 83-SHOCKER GREEN
- 84-FADDED BLUE
- 85-COBBLESTONE
- 86-BRONZE COPPER
- 87-CHAMPAGNE
- 89-TAUPE
- 90-LIME GREEN
- 91-PACIFIC PINE
- 92-ANTIQU GALVANIZED
- 93-FADDED COPPER
- 94-ANODIZED ALUMINUM
- 95-TURQUOISE
- 96-PURPLE
- 97-BATTLESHIP GREY
- 98-BLACKENED PIPE
- 99-STEEL
- 100-OLD STEEL
- (MG) MARINE GRADE FINISH-AVAILABLE UPON REQUEST.

## F – LIGHT SOURCE

**COMPACT FLOURESCENT (CF)**  
26W, 2-26W , 2-32W , 2-42W

## K – ELECTRICAL OPTION

- CDM7-120/277 – MARK 7 BALLAST 120/277V
- CDM10-120 – MARK 10 BALLAST 120V
- CDM10-277 – MARK 10 BALLAST 277V
- PHCL120 – PHOTOCCELL 120V
- PHCL277 – PHOTOCCELL 277V
- FS – FUSING
- EM – EMERGENCY BALLAST
- BRC – BALLAST RETAINER CHAIN

## NOTES

- (1). FINISH OPTIONS 20, 21, 22, 23 ARE FOR SOLID BRASS FIXTURES ONLY.
- (2). FINISH OPTIONS 19, 21, 22, 23 ARE AN ACID FINISH AND IS APPLIED BY HAND. THESE FINISHES WILL VARY IN CONSISTENCY.
- (3). ALL FIXTURES MOUNT TO A 40 JUNCTION BOX.
- (4). FIXTURE DIMENSIONS MAY VARY ± 0.25.
- (5). WALL LIGHTS WITH THE ADA LOGO MEET THE REQUIREMENTS OF A 4" PROJECTION FROM THE WALL TO BE ADA COMPLIANT.
- (6). WALL LIGHTS ARE RATED FOR WET LOCATION.



# BASELITE - ARCHITECTURAL – WALL LIGHTS - CF

PROJECT NAME: \_\_\_\_\_

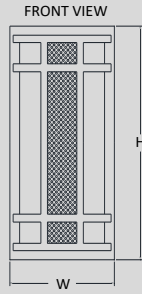
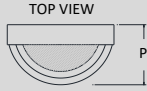
PROJECT TYPE: \_\_\_\_\_

## A – SHADES

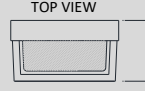
### ARCHITECTURAL WALL LIGHTS



	HEIGHT	WIDTH	PROJ.
<b>EUAR1</b>	16"	8"	4"
<b>EUAR2</b>	22"	9.5"	5.5"





	HEIGHT	WIDTH	PROJ.
<b>EUCS1</b>	16"	8"	4"
<b>EUCS2</b>	22"	9.5"	5.5"



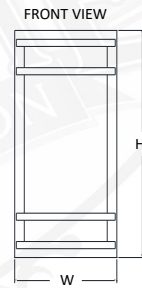
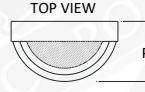
	HEIGHT	WIDTH	PROJ.
<b>EUER1</b>	16"	8"	4"
<b>EUER2</b>	22"	9.5"	5.5"




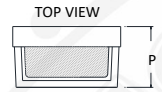
	HEIGHT	WIDTH	PROJ.
<b>EUES1</b>	16"	8"	4"
<b>EUES2</b>	22"	9.5"	5.5"




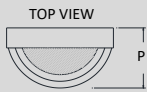
	HEIGHT	WIDTH	PROJ.
<b>EUFR1</b>	16"	8"	4"
<b>EUFR2</b>	22"	9.5"	5.5"



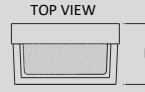
	HEIGHT	WIDTH	PROJ.
<b>EUFS1</b>	16"	8"	4"
<b>EUFS2</b>	22"	9.5"	5.5"



	HEIGHT	WIDTH	PROJ.
<b>EUGR1</b>	16"	8"	4"
<b>EUGR2</b>	22"	9.5"	5.5"



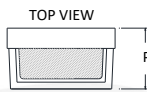
	HEIGHT	WIDTH	PROJ.
<b>EUGS1</b>	16"	8"	4"
<b>EUGS2</b>	22"	9.5"	5.5"



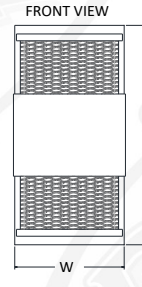
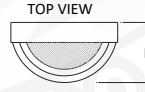
	HEIGHT	WIDTH	PROJ.
<b>EUHR1</b>	16"	8"	4"
<b>EUHR2</b>	22"	9.5"	5.5"




	HEIGHT	WIDTH	PROJ.
<b>EUHS1</b>	16"	8"	4"
<b>EUHS2</b>	22"	9.5"	5.5"



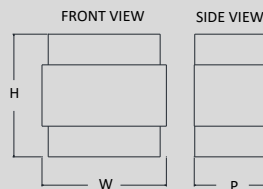
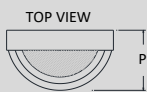
	HEIGHT	WIDTH	PROJ.
<b>EUIR1</b>	16"	8"	4"
<b>EUIR2</b>	22"	9.5"	5.5"



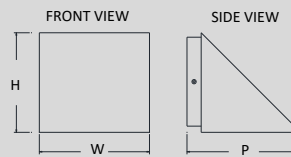
	HEIGHT	WIDTH	PROJ.
<b>EUJS1</b>	16"	8"	4"
<b>EUJS2</b>	22"	9.5"	5.5"



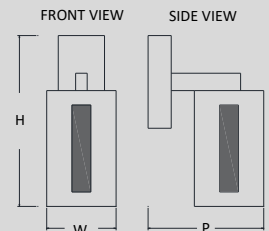
	HEIGHT	WIDTH	PROJ.
<b>EUKR1</b>	16"	8"	4"
<b>EUKR2</b>	22"	9.5"	5.5"



	HEIGHT	WIDTH	PROJ.
<b>WDY14</b>	16"	16.25"	10"



	HEIGHT	WIDTH	PROJ.
<b>WWM8</b>	7"	7.75"	8"



	HEIGHT	WIDTH	PROJ.
<b>SAL8</b>	14.75"	6"	10"



# BASELITE - ARCHITECTURAL – WALL LIGHTS - CF

PROJECT NAME: \_\_\_\_\_ PROJECT TYPE: \_\_\_\_\_

## B – FINISH OPTIONS (SEE FINISH OPTION SWATCHES ON WEBSITE)

14PN-POLISH NICKEL 15-POWDER BLUE 16-DISTRESSED TURQUOISE 17-DISTRESSED CHALK 18-MINT GREEN 19-ANTIQU ALUMINUM\* 19P-ANTIQU ALUMINUM 20-RAW BRASS 20P-BRASS 20PB-POLISHED BRASS 20SB-SATIN BRASS 21-OIL RUBBED BRONZE\* 21P-OIL RUBBED BRONZE 22-OLD PEWTER\* 22P-OLD PEWTER PC 23-OLD COPPER PATINA\* 23P-OLD COPPER PATINA 38-COPPER TINT 39-RAW COPPER 40-COPPER CLEAR COAT 41-GLOSS BLACK 41.5-MATTE BLACK 42-DARK GREEN 43-RED 44-WHITE 45-MEDIUM BLUE 46-YELLOW 48-POLISHED ALUMINUM 49-GALVANIZED 50-NAVY BLUE 51-ARCHITECTURAL BRONZE 52-PATINA 53-RUST 54-STUCCO 55-SAGE 57-POLISHED ALUMINUM CC 58-SATIN ALUMINUM 59-COPPER TONE 60-CANAL GREEN 61-ANODIZED CHARCOAL 62-ANODIZED BRONZE 63-IRON RUST 64-WROUGHT IRON 65-TERRACOTTA 66-BARK 70-TRANSPARENT RED 71-TRANSPARENT GREEN 72-TRANSPARENT WINE 73-TRANSPARENT NAVY 74-GUN METAL 75-DISTRESSED RED 76-DISTRESSED BLUE 77-DISTRESSED GREEN 78-CHALKBOARD BLACK 79-GHOST ORANGE 80-PALE GOLD 81-METALLIC BRONZE 82-BLACK GOLD 83-SHOCKER GREEN 84-FADDED BLUE 85-COBBLESTONE 86-BRONZE COPPER 87-CHAMPAGNE 88-FLAMED STEEL 89-TAUPE 90-LIME GREEN 91-PACIFIC PINE 92-ANTIQU GALVANIZED 93-FADDED COPPER 94-ANODIZED ALUMINUM 95-TURQUOISE 96-PURPLE 97-BATTLESHIP GREY 98-BLACKENED PIPE 99-STEEL 100-OLD STEEL (MG)- MARINE GRADE FINISH- AVAILABLE UPON REQUEST.

## F – LIGHT SOURCE

BASELITE'S PUBLISHED LUMINAIRE PHOTOMETRIC TESTING WAS PERFORMED IN A 3-METER INTEGRATING SPHERE USING THE 4TT GEOMETRY METHOD. DATA IS CONSIDERED TO BE REPRESENTATIVE OF THE CONFIGURATIONS SHOWN, WITHIN THE TOLERANCES ALLOWED BY LIGHTING FACTS. TO OBTAIN AN IES FILE SPECIFIC TO YOUR PROJECT, PLEASE CONTACT THE FACTORY.

### COMPACT FLOURESCENT (CF)

**CF26W(MAX)**- WDY14, WWM8, SAL8

**CF2-26W, 2-32W, OR 2-42(MAX)**- EUAR1, EUAR2, EUCS1, EUCS2, EUES1, EUES2, EUER1, EUER2, EUFS1, EUFS2, EUFR1, EUFR2 EUGS1, EUGS2, EUGR1, EUGR2, EUHS1, EUHS2, EUHR1, EUHR2, EUIR1, EUIR2, EUJS1, EUJS2, EUKR1, EUKR2

**\*IMPORTANT** – FOR COMPACT FLOURESCENT (CF) LIGHT SOURCE, FIXTURES ARE LIMITED DUE TO THE SIZE OF THE SHADE. PLEASE SEE THE CHART TO THE LEFT TO SEE WHAT WATTAGE IS COMPARABLE FOR EACH FIXTURE WHEN ORDERING.  
**EXAMPLE:** / CF42W /

OPTION	WATTAGE	LUMENS	CRI	VOLTAGE	DIMMING
CF26W	26W	PER BULB SPECS	>90	120-277 VAC	SEE SECTION "K"
CF32W	32W	PER BULB SPECS	>90	120-277 VAC	SEE SECTION "K"
CF42W	42W	PER BULB SPECS	>90	120-277 VAC	SEE SECTION "K"

## K – ELECTRICAL OPTION

MOST BASELITE'S ELECTRICAL OPTIONS ARE ONLY COMPATIBLE FOR CERTAIN FIXTURES. PLEASE SEE NOTES BELOW AND FOR FURTHER DETAIL CONTACT THE FACTORY. FOR DIMMING BALLAST OPTION PLEASE CHOOSE MARK X OR MARK VII, SO RESTRICTIONS APPLY DUE TO THE SIZE OF THE BALLAST AND FIXTURE.

### COMPACT FLUORESCENT DIMMING OPTIONS

PROVIDED WITH ADVANCE TRANSFORMER, PLEASE CHOOSE MARK 10 OR MARK 7 WITH SPECIFIED VOLTAGE FROM THE LIST BELOW. CONTACT BALLAST MANUFACTURER FOR SPECIFICATIONS.

**CDM7-120/277** - ADVANCE MARK 7 0-10v ELECTRICAL BALLST – 120/277 VOLT

**CDM10-120** - ADVANCE MARK 10 ELECTRICAL BALLST – 120 VOLT

**CDM10-277** - ADVANCE MARK 10 ELECTRICAL BALLST – 277 VOLT

**PHCL120V** – PHOTOCELL 120 VOLT

**PHCL277V** – PHOTOCELL 277 VOLT

**FS** – FUSING

**EM** – EMERGENCY BALLAST (ONLY AVAILABLE FOR COMPACT FLOURESCENT)

**BRC** – BALLAST RETAINER CHAIN

### NOTES:

FOR COMPACT FLUORESCENT DIMMING OPTION:

**MARK 7** – 120 THROUGH 277V. BALLASTS MAY BE REMOTE MOUNTED UP TO 6 IN. AWAY

FROM LAMPS. 100% - 3% FULL RANGE CONTINUOUS DIMMING. SOME LIGHT MANUFACTURERS RECOMMEND BURNING IN NEW LAMPS 100 HOURS AT FULL LIGHT OUTPUT BEFORE DIMMING. CONSULT LIGHT MANUFACTURER.

**MARK 10** – 120V ONLY. ONE AND TWO-LAMP BALLASTS MAY BE REMOTE MOUNTED UP TO 6 FT. AWAY FROM LAMPS. THREE LAMP

BALLASTS MAY NOT BE REMOTE MOUNTED. 100% - 5% FULL RANGE CONTINUOUS DIMMING. SOME LIGHT MANUFACTURERS RECOMMEND BURNING IN NEW LAMPS 100 HOURS AT FULL LIGHT OUTPUT BEFORE DIMMING. CONSULT LIGHT MANUFACTURER.

FOR **EM** (EMERGENCY BALLAST) OPTION: STANDARD LUMEN OUTPUT IS 700. CALL FACTORY FOR REQUEST OF A HIGHER LUMEN OUTPUT. \*IF EMERGENCY OPTION IS USED WITH DIMMING, THE BALLAST MUST BE LOCATED HALF THE DISTANCE OF THE DIMMING REQUIREMENTS.



# BASELITE - ARCHITECTURAL – WALL LIGHTS

PROJECT NAME: \_\_\_\_\_

PROJECT TYPE: \_\_\_\_\_

