



BASELITE – A – AH – CF – SPECIFICATION SHEET



PROJECT NAME: _____ PROJECT TYPE: _____

MODEL #	/	/	X	/	X	/	X	/	/	/	/	/	/									
EXAMPLE:	AH1	B	41	-	C	-	D	-	E	100WINC	F	3K	G	LDM120	H	FR3	I	CG1	J	CG1	K	41

*SKIP SECTION IF OPTION DOES NOT APPLY

NOTES: **BABA COMPLIANT**



AH1/77/100WINC/FR3/CG1/77

A - SHADES

A-AH SERIES

- A1** - 32WCF (MAX), (3" GLASS), (3" GUARD)
- A2** - 42WCF (MAX), (4" GLASS), (4" GUARD)
- AH1** - 32WCF (MAX), (3" GLASS), (3" GUARD)
- AH2** - 42WCF (MAX), (4" GLASS), (4" GUARD)

B - FINISH OPTIONS

(SEE NOTES FOR LIMITATIONS)
(SEE WEBSITE FOR SWATCH COLORS)

20, 21, 22, 23, 40, 41, 41.5, 42, 43, 44, 45, 46, 48, 49, 50, 51, 52, 53, 54, 55, 59, 60, 61, 62, 63, 70, 71, 72, 73

C - MOUNTING OPTIONS

NOT AVAILABLE

D - MOUNTING ADD-ONS

NOT AVAILABLE

E - MOUNTING COLOR

NOT AVAILABLE

F - LIGHT SOURCE

(SEE PAGE 2 FOR WATTAGE LIMITATIONS)

COMPACT FLUORESCENT (CF)
26W, 32W, 42W

G - LED COLOR TEMP

NOT AVAILABLE

H - ELECTRICAL OPTION

(SEE PAGE 2 FOR DIMMING OPTION SPECIFICATIONS)

CDM120
CDM277
CDM120/277

I - GLASS OPTIONS

3" GLASS (AVAILABLE FOR A1 & AH1)
CL3, CLT3, BL3, RE3, GR3, AH3, FR3, FRT3, PR3

4" GLASS (AVAILABLE FOR A2 & AH2)
CL4, CLT4, BL4, RE4, GR4, AH4, FR4, FRT4, PR4

J - ACCESSORIES

3" GUARDS (AVAILABLE FOR A1 & AH1)
CG1, WG1

4" GUARDS (AVAILABLE FOR A2 & AH2)
CG2, WG2

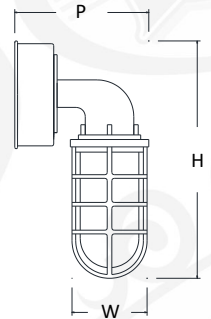
K - ACCESSORY COLOR

SEE SECTION "B" FOR COLOR OPTIONS.

NOTES

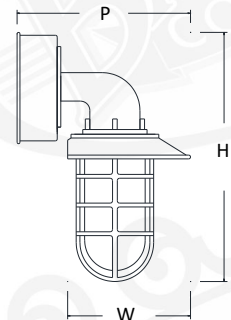
- FINISH OPTIONS 40, 49, 54, 61, 62, 63, 70, 71, 72, 73 ONLY AVAILABLE INSIDE AND OUT OF FIXTURE. OTHER FINISHES ARE WHITE INSIDE.
 - FINISH OPTIONS FOR SHADES ≤ 10" IN DIAMETER ARE THE SAME INSIDE AND OUT OF FIXTURE. SHADES > 10" IN DIAMETER ARE WHITE ON THE INSIDE.
 - FINISH OPTIONS 61, 62, 70, 71, 72, 73 ARE FINISHED WITH A SUPERCHROME ON THE INSIDE FOR ALL LED LIGHT SOURCE OPTIONS.
- *ALL ARMS COME WITH A CAST BACKPLATE (CB1/2", CB3/4", LWTM, CFWTM, ECT.).
 - *ACCORDING TO THE LIGHT SOURCE THE BACKPLATE MAY VARY IN SIZE. (EXAMPLE: LED LIGHT SOURCE WILL HAVE A DEEPER BACKPLATE TO HOUSE THE DRIVER.)
 - *ALL FIXTURES MOUNT TO A RECESSED 4-O JUNCTION BOX.
 - *FIXTURE DIMENSIONS MAY VARY ± 0.25.
 - *RATED FOR WET LOCATION.

SHADE DIMENSIONS



A1 H-13" W-4" PROJ.-7.25"

A2 H-15.5" W-5.5" PROJ.-8.125"
3" GLASS & 3" GUARD AVAILABLE FOR A1
4" GLASS & 4" GUARD AVAILABLE FOR A2



AH1 H-13" W-6.5" PROJ.-9"

AH2 H-16" W-8.25" PROJ.-10.5"
3" GLASS & 3" GUARD AVAILABLE FOR AH1
4" GLASS & 4" GUARD AVAILABLE FOR AH2



F – LIGHT SOURCE

COMPACT FLUORESCENT (CF)

CF 26W, 32W(MAX) - A1, AH1
CF 26W, 32W, OR 42(MAX) - A2, AH2

***IMPORTANT – FOR COMPACT FLUORESCENT (CF) LIGHT SOURCE, FIXTURES ARE LIMITED DUE TO THE SIZE OF THE SHADE. PLEASE SEE THE CHART TO THE LEFT TO SEE WHAT WATTAGE IS COMPARABLE FOR EACH FIXTURE WHEN ORDERING. EXAMPLE: /CF42W /**

OPTION	WATTAGE	LUMENS	CRI	VOLTAGE	DIMMING
CF26W	26W	PER BULB SPECS	>90	120-277 VAC	See section "H"
CF32W	32W	PER BULB SPECS	>90	120-277 VAC	See section "H"
CF42W	42W	PER BULB SPECS	>90	120-277 VAC	See section "H"

H – ELECTRICAL OPTION

MOST BASELITE'S ELECTRICAL OPTIONS ARE ONLY COMPATIBLE FOR CERTAIN FIXTURES. PLEASE SEE NOTES BELOW AND FOR FURTHER DETAILS CONTACT THE FACTORY. FOR DIMMING BALLAST OPTION, PLEASE CHOOSE MARK X OR MARK VII, SO RESTRICTIONS APPLY DUE TO THE SIZE OF THE BALLAST AND FIXTURE.

COMPACT FLUORESCENT DIMMING OPTIONS

PROVIDED WITH ADVANCE TRANSFORMER, PLEASE CHOOSE MARK 10 OR MARK 7 WITH SPECIFIED VOLTAGE FROM THE LIST BELOW. CONTACT BALLAST MANUFACTURER FOR SPECIFICATIONS.

- CDM7-120/277** - ADVANCE MARK 7 0-10v ELECTRICAL BALLST – 120/277 VOLT
- CDM10-120** - ADVANCE MARK 10 ELECTRICAL BALLST – 120 VOLT
- CDM10-277** - ADVANCE MARK 10 ELECTRICAL BALLST – 277 VOLT

I – GLASS OPTIONS

*NOTE: MUST USE TEMPERED GLASS FOR LIGHT FIXTURES USING HIGH INTENSITY DISCHARGE (HID) LIGHT SOURCE OPTION. *3" GLASS AVAILABLE FOR A1 & AH1 *4" GLASS AVAILABLE FOR A2 & AH2



CL3 3" CLEAR GLASS
CL4 4" CLEAR GLASS



PR3 3" PRISMATIC GLASS
PR4 4" PRISMATIC GLASS



RE3 3" RED GLASS
RE4 4" RED GLASS



BL3 3" BLUE GLASS
BL4 4" BLUE GLASS



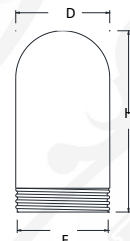
FR3 3" FROSTED GLASS
FR4 4" FROSTED GLASS



AH3 3" AMBER HYDE GLASS
AH4 4" AMBER HYDE GLASS



GR3 3" GREEN GLASS
GR4 4" GREEN GLASS

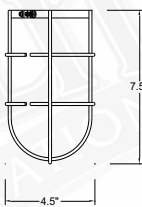


GLASS – DIMENSIONS	
3" GLASS	Diameter 3.34"
	Height 6.93"
	Fitter 3.29"
4" GLASS	Diameter 4.34"
	Height 8.37"
	Fitter 4.29"

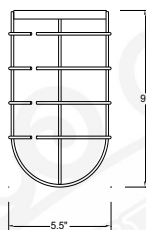
GLASS – MAX WATTAGE	
3" GLASS	100W INC / LED12W
4" GLASS	200W INC / LED25W

J – ACCESSORIES

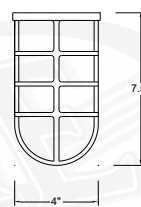
* 3" GUARDS AVAILABLE FOR A1 & AH1 *4" GUARDS AVAILABLE FOR A2 & AH2



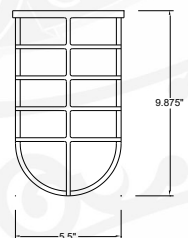
WG1 3" WIRE GUARD



WG2 4" WIRE GUARD



CG1 3" CAST GUARD



CG2 4" CAST GUARD