



# BASELITE – GENEVA – LED – SPECIFICATION SHEET



PROJECT NAME: \_\_\_\_\_ PROJECT TYPE: \_\_\_\_\_

MODEL #	/	/	/	/	/	/	/	X	/	X	/	X	/	X
	A	B	C	D	E	F	G	H	I	J	K			
EXAMPLE:	LGB1	41	BLC	CNK	41	4WL	22K							

\*SKIP SECTION IF OPTION DOES NOT APPLY

NOTES:

---



---



---



## A - SHADES

### GENEVA COLLECTION

- LGB1 – 4WL (MAX)
- LGB2 – 4WL (MAX)
- LGB3 – 4WL (MAX)
- LGB4 – 4WL (MAX)
- LGB5 – 4WL (MAX)
- LGB6 – 4WL (MAX)
- LGB7 – 4WL (MAX)
- LGB8 – 4WL (MAX)
- LGB9 – 4WL (MAX)

## B - FINISH OPTIONS

(SEE WEBSITE FOR SWATCH COLORS)  
 (\*SEE NOTES FOR LIMITATIONS\*)  
 14, 15, 16, 17, 18, 19, 19P, 20, 20P, 20PB,  
 20SB, 21, 21P, 22, 22P, 23, 23P, 38, 39, 40,  
 41, 41.5, 42, 43, 44, 45, 46, 48, 49, 50, 51,  
 52, 53, 54, 55, 57, 58, 59, 60, 61, 62, 63, 64,  
 65, 66, 70, 71, 72, 73, 74, 75, 76, 77, 78, 79,  
 80, 81, 82, 83, 84, 85, 86, 87, 88, 89, 90, 91,  
 92, 93, 94, 95, 96, 97, 98, 99, 100, MG.

## C - MOUNTING

### WALL MOUNT

- WM19, WM20, WM21, W23,  
 WM24, WM25, WM26, WM29,  
 WM29V

### CORD MOUNT (INC)

- BLC, WHC, TCB, TCW, FHB, FHW

### COLOR CORD CODES

(SEE WEBSITE FOR SWATCH COLORS)  
 BKCC, WCC, RCC, BCC, OCC, PCC,  
 BHCC, BLCC, PCCC, TSCC, NTCC,  
 MCC, NCC, SCC, TCC, NYCC, BZCC

### STEM MOUNT

- ST6, ST12, ST18, ST24, ST36, ST48, STXX

## D – MOUNTING ADD-ONS

### UNIVERSAL ADD-ONS

- CNK

## E – ACC. FINISH OPTION

SEE SECTION “B” FOR COLOR OPTION.

## F – LIGHT SOURCE

LIGHT EMITTED DIODE (LED)  
 4W

## G – LED COLOR TEMP

(ONLY APPLICABLE FOR LED LIGHT SOURCE. SKIP THIS SECTION IF OPTION DOES NOT APPLY.)  
 22K – 2200 K\*

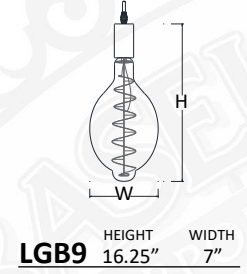
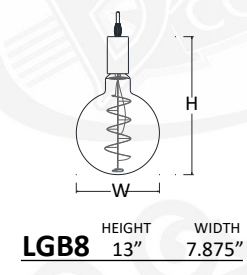
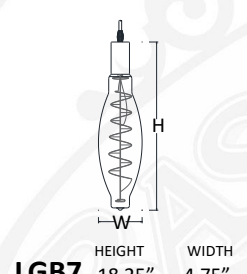
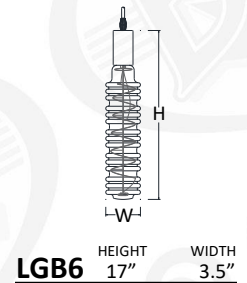
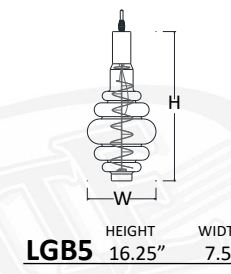
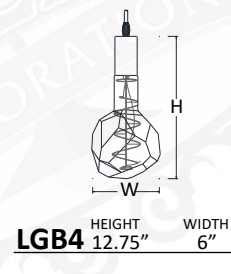
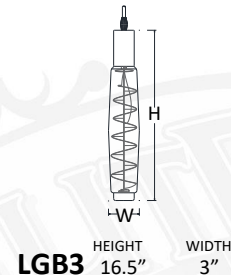
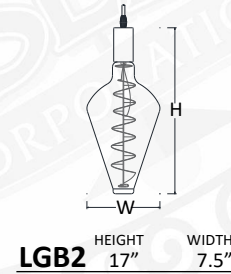
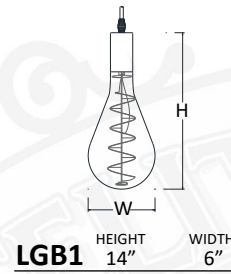
## NOTES

\*FINISH OPTIONS 20, 21, 22, 23 ARE FOR SOLID BRASS FIXTURES ONLY

\*FINISH OPTIONS 19, 21, 22, 23 ARE AN ACID FINISH AND IS APPLIED BY HAND. THESE FINISHES WILL VARY IN CONSISTENCY.

\*FINISH OPTIONS 61, 62, 70, 71, 72, 73 ARE FINISHED WITH A SUPERCHROME ON THE INSIDE FOR ALL LED LIGHT SOURCE OPTIONS.

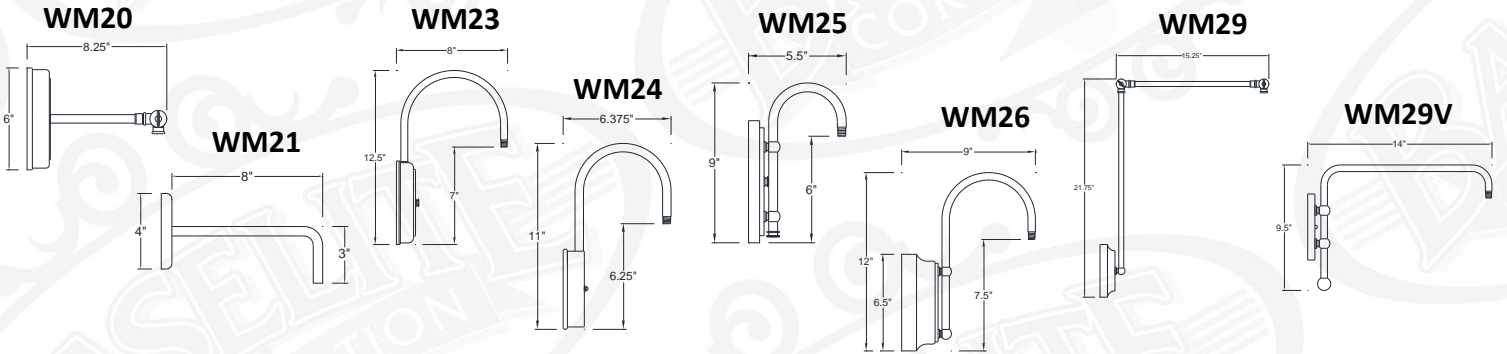
\*FIXTURE DIMENSIONS MAY VARY ± 0.25





C - MOUNTING OPTIONS (CONTINUED)

WALL MOUNT



COLOR CORD CODES

\*COLOR CORDS NOT APPLICABLE FOR LED. MEDIUM BASE LED BULBS ARE APPLICABLE.



**BKCC** BLACK CLOTH CORD



**MCC** MINT CLOTH CORD



**BHCC** BLACK WHITE HOUNDSTOOTH CLOTH CORD



**WCC** WHITE CLOTH CORD



**NCC** NATURAL CLOTH CORD



**BLCC** BLACK LINEN CLOTH CORD



**RCC** RED CLOTH CORD



**SCC** SILVER CLOTH CORD



**PCCC** PINK CRISS CROSS CLOTH CORD



**BCC** BLUE CLOTH CORD



**TCC** TURQUOISE CLOTH CORD



**TSSC** TURQUOISE BROWN STRIPE CLOTH CORD



**OCC** ORANGE CLOTH CORD



**NYCC** NEON YELLOW CLOTH CORD



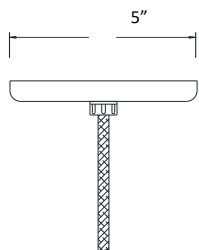
**NTCC** NATURAL TWEED CLOTH CORD



**PCC** PURPLE CLOTH CORD



**BZCC** BLACK WHITE ZIG ZAG CLOTH CORD



\* CANOPY INCLUDED WITH ANY CHOICE OF COLOR CORD.  
\* DESIGNED FOR INDOOR USE OR DRY LOCATIONS  
\* 100W MAX/300V RATED





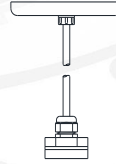
C - MOUNTING OPTIONS (CONTINUED)

CORD MOUNTS

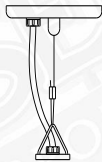
FOR LED OPTIONS, CANOPIES WILL VARY IN SIZE DUE TO SIZE OF THE DRIVER/BALLAST THAT WILL BE LOCATED INSIDE OF THE CANOPY.



**BLC** 8' BLACK CORD (INCLUDES CANOPY) INC  
**WHC** 8' WHITE CORD (INCLUDES CANOPY) INC



**FHB** 8' BLACK CORD WITH FLAT HUB  
**FHW** 8' WHITE CORD WITH FLAT HUB



**TCB** 8' BLACK CORD, CABLE, and LOOP  
**TCW** 8' WHITE CORD, CABLE, and LOOP

STEM MOUNT



**ST(XX)** STEM- 1/4" NPT  
XX = LENGTH OF STEM  
(EXAMPLE - "ST18" = STEM MOUNT 18" LENGTH)  
\*CANOPY NOT INCLUDED, ADD IN SECTION D

D - UNIVERSAL ADD-ON



**CNK** Canopy For Multiple Fixtures

\*CNK dimensions vary on number of fixtures are applied

F - LIGHT SOURCE

BASELITE'S PUBLISHED LUMINAIRE PHOTOMETRIC TESTING WAS PERFORMED IN A 3-METER INTEGRATING SPHERE USING THE 4TT GEOMETRY METHOD. DATA IS CONSIDERED TO BE REPRESENTATIVE OF THE CONFIGURATIONS SHOWN, WITHIN THE TOLERANCES ALLOWED BY LIGHTING FACTS. TO OBTAIN AN IES FILE SPECIFIC TO YOUR PROJECT, PLEASE CONTACT THE FACTORY.

MEDIUM BASE E26 (LED BULB)

**LED 4W (MAX)** - LGB1, LGB2, LGB3, LGB4, LGB5, LGB6,

\*IMPORTANT - FOR LIGHT EMITTED DIODE (LED) LIGHT SOURCE OPTION FIXTURES ARE LIMITED DUE TO SIZE OF THE FIXTURE AND THE CORD WATTAGE RESTRICTIONS. PLEASE SEE AVAILABILITY CHART TO THE RIGHT.

EXAMPLE: LGB1/41/BLC/4WLED/22K

OPTION	WATTAGE	LUMEN	CRI	VOLTAGE	DIMMING
4WLED	4W	200 @2200K	>95	120-277 VAC	PER BULB SPECS