



# BASELITE - ASTRO – CF – SPECIFICATION SHEET



PROJECT NAME: \_\_\_\_\_ PROJECT TYPE: \_\_\_\_\_

MODEL #	/	/	/	X	/	/	X	/	X	/	X	/
EXAMPLE:	A	B	C	D	E	F	G	H	I	J	K	
	AS24	41	WM31	-	43	45W	-	LDM120	-	-	43	

\*SKIP SECTION IF OPTION DOES NOT APPLY

NOTES:



## A - SHADES

- ASTRO**  
**AS24** - 57WCF (MAX)  
**AS116** - 57WCF (MAX)  
**AS120** - 57WCF (MAX)  
**AST24** - 57WCF (MAX)

## B - FINISH OPTIONS

(SEE WEBSITE FOR SWATCH COLORS)  
 (\*SEE NOTES FOR LIMITATIONS\*)  
 14, 15, 16, 17, 18, 19, 19P, 20, 20P, 20PB,  
 20SB, 21, 21P, 22, 22P, 23, 23P, 38, 39, 40,  
 41, 41.5, 42, 43, 44, 45, 46, 48, 49, 50, 51,  
 52, 53, 54, 55, 57, 58, 59, 60, 61, 62, 63, 64,  
 65, 66, 70, 71, 72, 73, 74, 75, 76, 77, 78, 79,  
 80, 81, 82, 83, 84, 85, 86, 87, 88, 89, 90, 91,  
 92, 93, 94, 95, 96, 97, 98, 99, 100, MG.

## C – MOUNTING OPTIONS

- E14 - CREATE YOUR OWN**  
 (BASELITE WILL TAKE YOUR SKETCH AND FABRICATE A CUSTOM ARM EXTENSION TO MEET YOUR NEEDS).  
**¾" WALL MOUNT**  
 WM31  
**POST MOUNTS**  
 SEE WEBSITE FOR POST MOUNT OPTIONS  
**POLE MOUNTS**  
 SEE WEBSITE FOR POLE MOUNT OPTIONS

## D – MOUNTING ADD-ONS

NOT AVAILABLE

## E – MOUNTING COLOR

SEE SECTION "B" FOR COLOR OPTIONS.

## F – LIGHT SOURCE

(SEE PAGE 2 FOR WATTAGE LIMITATIONS)  
**COMPACT FLUORESCENT (CF)**  
 26W, 32W, 42W, 57W

## G – LED COLOR TEMP

NOT AVAILABLE

## H – ELECTRICAL OPTION

(SEE PAGE 2 FOR DIMMING OPTION SPECIFICATIONS)  
**CDM-120**  
**CDM-277**  
**CDM-120/277**

## I – GLASS OPTIONS

NOT AVAILABLE

## J – ACCESSORIES

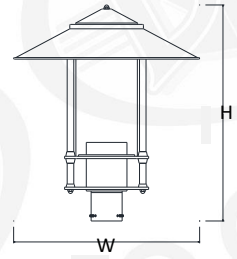
NOT AVAILABLE

## K – ACCESSORY COLOR

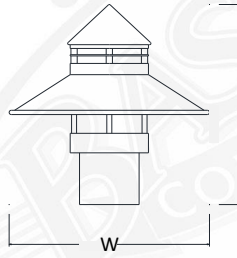
SEE SECTION "B" FOR COLOR OPTIONS.

## NOTES

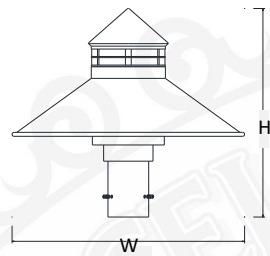
- (1). FINISH OPTIONS 20, 21, 22, 23 ARE FOR SOLID BRASS FIXTURES ONLY.
- (2). FINISH OPTIONS 19, 21, 22, 23, 75, 76, 77, 83, 84, 88, 93 AND 98 ARE APPLIED BY HAND. THESE FINISHES WILL VARY IN CONSISTENCY.
- (3). FINISH OPTIONS 19, 38, 39, 40, 49, 54, 57, 58, 61, 62, 63, 70, 71, 72, 73, 78, 83, 84, 88, 92, 93, 98 ONLY AVAILABLE INSIDE AND OUT OF FIXTURE. OTHER FINISHES ARE WHITE INSIDE.
- (4). FINISH OPTIONS 61, 62, 70, 71, 72, 73 ARE FINISHED WITH A SUPERCHROME ON THE INSIDE FOR ALL LED LIGHT SOURCE OPTIONS.
- (5). COLOR CORDS ARE NOT APPLICABLE FOR LED OPTIONS.  
 \*ALL ARMS COME WITH A CAST BACKPLATE (CB1/2", CB3/4", LWTM, CFWTM, ECT.).  
 \*ACCORDING TO THE LIGHT SOURCE THE BACKPLATE MAY VARY IN SIZE.  
 (EXAMPLE: LED LIGHT SOURCE WILL HAVE A DEEPER BACKPLATE TO HOUSE THE DRIVER.).  
 \*ALL FIXTURES MOUNT TO A 4-0 JUNCTION BOX.  
 \*FIXTURE DIMENSIONS MAY VARY ±0.25.



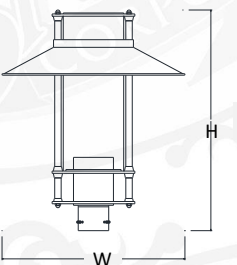
**AS24** H-29" W-24"



**AS116** H-16" W-16"



**AS120** H-18" W-20"



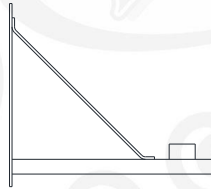
**AST24** H-29" W-24"



**C – MOUNTING OPTIONS**

**3/4" WALL MOUNTS**

\*ARMS RATED FOR WET LOCATION \* MAXIMUM SECTIONS OF ARMS ARE DIMENSIONED



**WM31** 18"(H) 20"(W)

**F – LIGHT SOURCE**

BASELITE'S PUBLISHED LUMINAIRE PHOTOMETRIC TESTING WAS PERFORMED IN A 3-METER INTEGRATING SPHERE USING THE 4TT GEOMETRY METHOD. DATA IS CONSIDERED TO BE REPRESENTATIVE OF THE CONFIGURATIONS SHOWN, WITHIN THE TOLERANCES ALLOWED BY LIGHTING FACTS. TO OBTAIN AN IES FILE SPECIFIC TO YOUR PROJECT, PLEASE CONTACT THE FACTORY.

**COMPACT FLUORESCENT (CF)**

**CF 26W, 32W, 42W OR 57(MAX)-** AS116, AS120, AS24, AST24

**\*IMPORTANT –** FOR COMPACT FLUORESCENT (CF) LIGHT SOURCE, FIXTURES ARE LIMITED DUE TO THE SIZE OF THE SHADE. PLEASE SEE THE CHART TO THE LEFT TO SEE WHAT WATTAGE IS COMPARABLE FOR EACH FIXTURE WHEN ORDERING.

EXAMPLE: / CF26W /

OPTION	WATTAGE	LUMENS	CRI	VOLTAGE	DIMMING
CF26W	26W	PER BULB SPECS	>90	120-277 VAC	0-10V
CF32W	32W	PER BULB SPECS	>90	120-277 VAC	0-10V
CF42W	42W	PER BULB SPECS	>90	120-277 VAC	0-10V
CF57W	57W	PER BULB SPECS	>90	120-277 VAC	0-10V

**H – ELECTRICAL OPTION**

MOST BASELITE'S ELECTRICAL OPTIONS ARE ONLY COMPATIBLE FOR CERTAIN FIXTURES. PLEASE SEE NOTES BELOW AND FOR FURTHER DETAILS CONTACT THE FACTORY. FOR DIMMING BALLAST OPTION, PLEASE CHOOSE MARK X OR MARK VII, SO RESTRICTIONS APPLY DUE TO THE SIZE OF THE BALLAST AND FIXTURE.

**COMPACT FLUORESCENT DIMMING OPTIONS**

PROVIDED WITH ADVANCE TRANSFORMER, PLEASE CHOOSE MARK 10 OR MARK 7 WITH SPECIFIED VOLTAGE FROM THE LIST BELOW. CONTACT BALLAST MANUFACTURER FOR SPECIFICATIONS.

**CDM7-120/277** - ADVANCE MARK 7 0-10v ELECTRICAL BALLST – 120/277 VOLT

**CDM10-120** - ADVANCE MARK 10 TRI-ELV ELECTRICAL BALLST – 120 VOLT

**CDM10-277** - ADVANCE MARK 10 TRI-ELV ELECTRICAL BALLST – 277 VOLT

**NOTES:**

FOR COMPACT FLUORESCENT DIMMING OPTION:

**MARK 7** – 120 THROUGH 277V. BALLASTS MAY BE REMOTE MOUNTED UP TO 6 IN. AWAY FROM LAMPS. 100% - 3% FULL RANGE CONTINUOUS DIMMING. SOME LIGHT MANUFACTURERS RECOMMEND BURNING IN NEW LAMPS 100 HOURS AT FULL LIGHT OUTPUT BEFORE DIMMING. CONSULT LIGHT MANUFACTURER.

**MARK 10** – 120V ONLY. ONE AND TWO-LAMP BALLASTS MAY BE REMOTE MOUNTED UP TO 6 FT. AWAY FROM LAMPS. THREE LAMP BALLASTS MAY NOT BE REMOTE MOUNTED. 100% - 5% FULL RANGE CONTINUOUS DIMMING. SOME LIGHT MANUFACTURERS RECOMMEND BURNING IN NEW LAMPS 100 HOURS AT FULL LIGHT OUTPUT BEFORE DIMMING. CONSULT LIGHT MANUFACTURER.