BASELITE – HEIRLOOM– LED – SPECIFICATION SHEET

PROJECT NAME: _____ PROJECT TYPE: _____

MODEL #	/	/	/	/	/	/	/	/	/	/
	A	B	C	D	E	F	G	H	I	J	K
EXAMPLE:	FS16	41	E16	CB ¾"	43	45W	3K	LDM120	PR3	GR16	44

*SKIP SECTION IF OPTION DOES NOT APPLY

NOTES:

CU16/42-49/ST18/49/STC/100INC

A - SHADES

HEIRLOOM

CU14 - 25WLED (MAX)
CU16 - 25WLED (MAX)
FS14 - 25WLED (MAX)
FS16 - 25WLED (MAX)
SI16 - 25WLED (MAX)
FD16 - 80WLED (MAX)

B - FINISH OPTIONS

(SEE WEBSITE FOR SWATCH COLORS)
(*SEE NOTES FOR LIMITATIONS*)
14, 15, 16, 17, 18, 19P, 20P, 20PB, 20SB, 21P, 22P, 23P, 38, 39, 40, 41, 41.5, 42, 43, 44, 45, 46, 48, 49, 50, 51, 52, 53, 54, 55, 57, 58, 59, 60, 61, 62, 63, 64, 65, 66, 70, 71, 72, 73, 74, 75, 76, 77, 78, 79, 80, 81, 82, 83, 84, 85, 86, 87, 88, 89, 90, 91, 92, 93, 94, 95, 96, 97, 98, 99, 100, MG.

C – MOUNTING OPTIONS

½" ARM EXTENSIONS
E1, E2, E3, E4, B1, E16, E17, E18
¾" ARM EXTENSIONS
E3A, E4A, E5, E6, E7, E8, E9, E10, E11, E12, E13, B15, B15S, E19, E20, E21, E25
E14 - CREATE YOUR OWN
(BASELITE WILL TAKE YOUR SKETCH AND FABRICATE A CUSTOM ARM EXTENSION TO MEET YOUR NEEDS).
½" WALL MOUNT
B13, WM13R, WM13X, B10, B11, B101
¾" WALL MOUNT
B9, B9C, B12, WM14X, WM15, WM35X, WM55X, WM60X, WM61X WM70X, WM71X
LED CORD MOUNT
LBLC, LWHC, LTCB, LTCW, LTCHB, LTCHW, LTLB, LTLW, LTLB, LTLW, LRCB, LRCW, LRCHB, LRCHW, LFHB, LFHW, LHBLC, LHWHC, LCBLC, LCWHC, LCHB, LCHW
STEM MOUNT
ST6, ST12, ST18, ST24, ST36, ST48, STXX

D – MOUNTING ADD-ONS

LED ADD-ONS
LWTM, LSLC, LSTC
UNIVERSAL ADD-ONS
SQ ½", SQ ¾", FH ½", FH ¾", TRB ½", TRB ¾", SWL, LGSWL, CNK, INB, RINB

E – MOUNTING COLOR

SEE SECTION "B" FOR COLOR OPTIONS.

F – LIGHT SOURCE

(SEE PAGE 4 FOR WATTAGE LIMITATIONS)
LIGHT EMITTED DIODE (LED)
LED10WF, LED12W, LED25W, LED35W, LED50W, LED80W

*NOTE – MAX WATTAGE IS LISTED NEXT TO THE SHADE MODEL NUMBER IN SECTION "A". ALL WATTAGES BELOW THAT ARE ALSO AVAILBLE FOR THE SAME MODEL NUMBER.

G – LED COLOR TEMP

27K – 2700 KELVIN
3K – 3000 KELVIN
35K – 3500 KELVIN
4K – 4000 KELVIN
5K – 5000 KELVIN

H – ELECTRICAL OPTION

(SEE PAGE 4 FOR DIMMING OPTION SPECIFICATIONS)
LDM120
LDM0-10

I – GLASS OPTIONS

CL3, CL4, CLT3, CLT4, BL3, BL4, RE3, RE4, GR3, GR4, AH3, AH4, FR3, FR4, FRT3, FRT4, PR3, PR4, BA, BAX, BAF, PR8, PR8F, FN, OC

J – ACCESSORIES

GR14, GR16, REF, UGR, LGR14, LGR16, CRL14, CRL16, FLE14, FLE16, FGR14, FGR16, GU-1, GU-2, WG-1, WG-2

K – ACCESSORY COLOR

SEE SECTION "B" FOR COLOR OPTIONS.

NOTES

(1). FINISH OPTIONS 75,76, 77, 83, 84, 88, 93 AND 98 ARE APPLIED BY HAND. THESE FINISHES WILL VARY IN CONSISTENCY.
(2). FINISH OPTIONS 38, 39, 40, 49, 54, 57, 58, 61, 62, 63, 70, 71, 72, 73, 78, 83, 84, 88, 92, 93, 98 ONLY AVAILABLE INSIDE AND OUT OF FIXTURE. OTHER FINISHES ARE WHITE INSIDE.
(3). FINISH OPTIONS FOR SHADES ≤ 10" IN DIAMETER ARE THE SAME INSIDE AND OUT OF FIXTURE. SHADES > 10" IN DIAMETER ARE WHITE ON THE INSIDE.
(4). FINISH OPTIONS 61, 62, 70, 71, 72, 73 ARE FINISHED WITH A SUPERCHROME ON THE INSIDE FOR ALL LED LIGHT SOURCE OPTIONS.
(5). COLOR CORDS ARE NOT APPLICABLE FOR LED OPTIONS.
*ALL ARMS COME WITH A CAST BACKPLATE (CB1/2", CB3/4", LWTM, CFWTM, ECT.).
*ACCORDING TO THE LIGHT SOURCE THE BACKPLATE MAY VARY IN SIZE. (EXAMPLE: LED LIGHT SOURCE WILL HAVE A DEEPER BACKPLATE TO HOUSE THE DRIVER.).
*ALL FIXTURES MOUNT TO A 4-O JUNCTION BOX.
*FIXTURE DIMENSIONS MAY VARY ± 0.25.
*CORD AND CANOPY COME IN THE SAME COLOR.

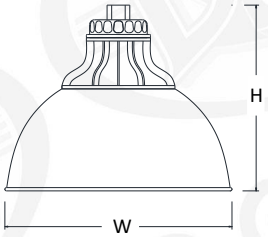

CU14 H-10.5" W-14"
CU16 H-12" W-16"
*DRY LOCATION. STEM AND CORD ONLY

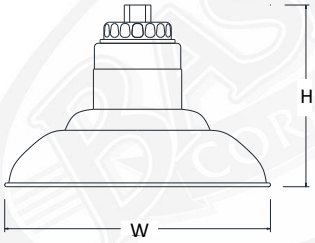

FS14 H-9.5" W-14"
FS16 H-9.5" W-16"

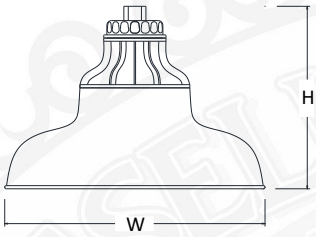

SI16 H-11.5" W-16.5"
*DRY LOCATION. STEM AND CORD ONLY

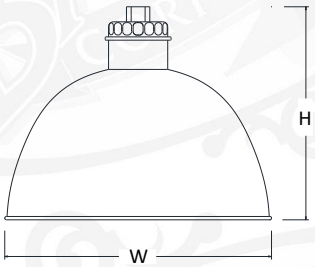

FD16 H-13" W-16"

C - MOUNTING OPTIONS

1/2" ARM EXTENSIONS

*ARMS RATED FOR WET LOCATION * MAXIMUM SECTIONS OF ARMS ARE DIMENSIONED

E1 9"(H) 19.75"(W)

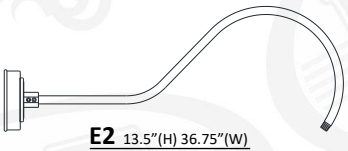

E2 13.5"(H) 36.75"(W)

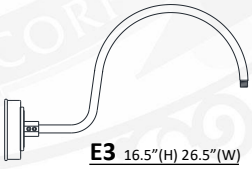

E3 16.5"(H) 26.5"(W)



E4 14.5"(H) 24"(W)

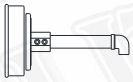

E16 6."(H) 10.25"(W)

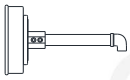

E17 6"(H) 11.25"(W)

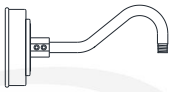

B1 6.5"(H) 13.75"(W)

3/4" ARM EXTENSIONS

*ARMS RATED FOR WET LOCATION * MAXIMUM SECTIONS OF ARMS ARE DIMENSIONED

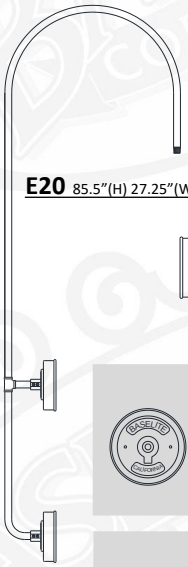

E20 85.5"(H) 27.25"(W)

E3A 16.375"(H) 26.5"(W)

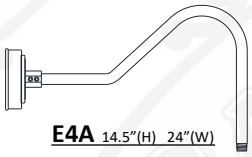

E4A 14.5"(H) 24"(W)

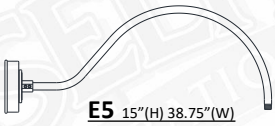

E5 15"(H) 38.75"(W)

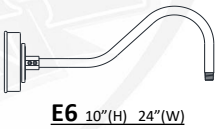

E6 10"(H) 24"(W)

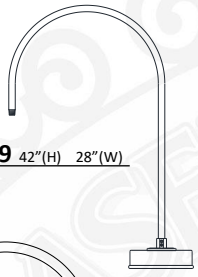

E9 42"(H) 28"(W)

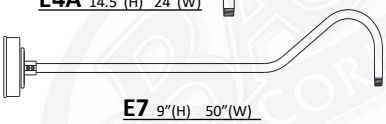

E7 9"(H) 50"(W)

E8 12"(H) 31.5"(W)

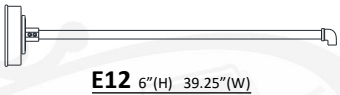

E12 6"(H) 39.25"(W)

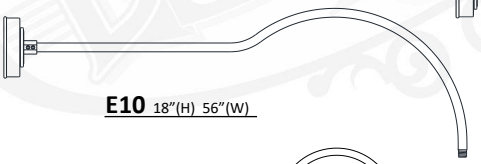

E10 18"(H) 56"(W)

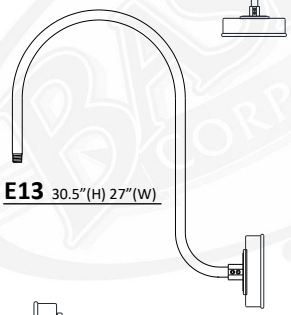

E13 30.5"(H) 27"(W)

NOTES:

* All arms sold with Cast Backplate (CB)

* Backplate may vary in size depending on light source.

B15 10"(H) 24.75"(W)



E11 19"(H) 37"(W)

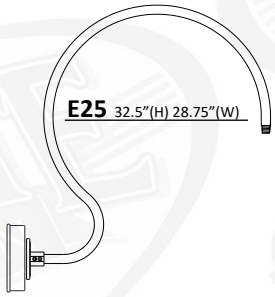

E25 32.5"(H) 28.75"(W)

E14

* Baselite will take your sketch and fabricate a custom arm extension to meet your needs

* Dimensions to be determined by customer

B15S 10"(H) 19.75"(W)

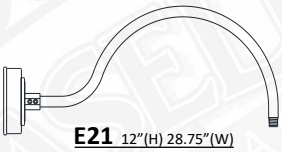

E21 12"(H) 28.75"(W)

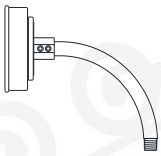

E19 10.625"(H) 11.5"(W)

1/2" WALL MOUNTS

*MOUNTS RATED FOR WET LOCATION * MAXIMUM SECTIONS OF MOUNTS ARE DIMENSIONED

B10 6"(H) 12.5"(W)

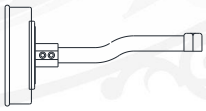

B101 6"(H) 13.5"(W)

B11 6"(H) 14.5"(W)

B13 6"(H) 16.5"(W)

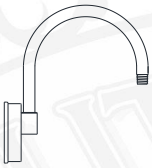

WM13R 12"(H) 9.5"(W)

WM13X 12"(H) 10.5"(W)

C - MOUNTING OPTIONS (CONTINUED)

3/4" WALL MOUNTS

*MOUNTS RATED FOR WET LOCATION * MAXIMUM SECTIONS OF MOUNTS ARE DIMENSIONED

B12 6"(H) 15.5"(W)

B9 5"(H) 18"(W)

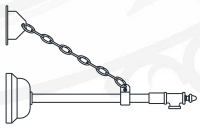

B9C 5"(H) 18"(W)

*CHAIN HEIGHT TBD BY CUSTOMER

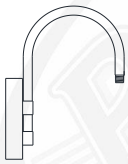

WM14X 18"(H) 14"(W)

WM15 23"(H) 19.5"(W)

WM35X 26"(H) 22"(W)

WM55X 19"(H) 27"(W)

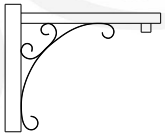

WM60X 18"(H) 22"(W)

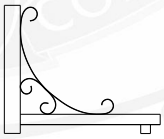

WM61X 18"(H) 22"(W)

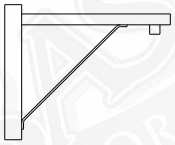

WM70X 18"(H) 22"(W)

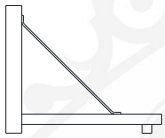

WM71X 18"(H) 22"(W)

STEM MOUNTS

*STEMS RATED FOR DAMP LOCATION

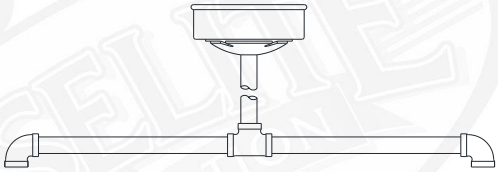

DP24 DOUBLE PENDANT 20"(H) 24"(W)

*DP24 COMES STANDARD WITH LSTC AND ST18

ST(XX) STEM- 1/2" NPT

XX = LENGTH OF STEM
(EXAMPLE – "ST18" = STEM MOUNT 18" LENGTH)
*CANOPY NOT INCLUDED, ADD IN SECTION D
* 1/4" NPT AND 3/4" NPT AVAILABLE UPON REQUEST



SC24 SCROLL STEM 33"(H) 26(W)

*SC24 COMES STANDARD WITH LSTC

LED CORD MOUNTS

*FOR LED & COMPACT FLUORESCENT OPTIONS, CANOPIES WILL VARY IN SIZE DUE TO SIZE OF THE DRIVER/BALLAST THAT WILL BE LOCATED INSIDE OF THE CANOPY. *CORDS RATED FOR DRY LOCATION
*CANOPY DIMENSIONS: 4" (H) 5.5" (W) *CORD AND CANOPY COME IN THE SAME COLOR.

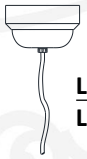

LBLC 8' BLACK CORD
LWHC 8' WHITE CORD

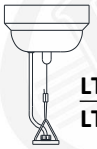

LTCB 8' BLACK CORD, CABLE, and LOOP
LTCW 8' WHITE CORD, CABLE, and LOOP

LTCHB 8' BLACK CORD, 3' CHAIN, and LOOP
LTCHW 8' WHITE CORD, 3' CHAIN, and LOOP

LTLB 8' BLACK TELEPHONE CORD AND CABLE
LTLW 8' WHITE TELEPHONE CORD AND CABLE
* Not available with compact fluorescent

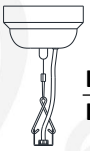

LRCB 8' BLACK CORD, CABLE, and LOOP
LRCW 8' WHITE CORD, CABLE, and LOOP

LRCHB 8' BLACK CORD, 3' CHAIN, and LOOP
LRCHW 8' WHITE CORD, 3' CHAIN, and LOOP

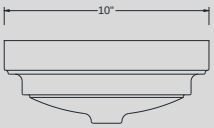

NOTES:

*DISTANCE TO LAMP (CF) 10'

*All compact fluorescent and LED housings may vary in size according to light source chosen.

LFHB 8' BLACK CORD WITH FLAT HUB
LFHW 8' WHITE CORD WITH FLAT HUB

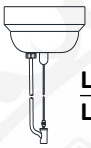

LCBLC 8' BLACK CORD and CABLE
LCWHC 8' WHITE CORD and CABLE

LCHB 8' BLACK CORD, 3' CHAIN, and LOOP
LCHW 8' WHITE CORD, 3' CHAIN, and LOOP
* Loop may vary due to shade style

D - MOUNTING ADD-ONS

LED - STEM AND ARM ADD-ONS

* FOR LED & COMPACT FLUORESCENT OPTIONS, CANOPIES WILL VARY IN SIZE DUE TO SIZE OF THE DRIVER/BALLAST THAT WILL BE LOCATED INSIDE OF THE CANOPY.

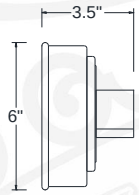

LWTM WEATHERTIGHT LED WALL MOUNT

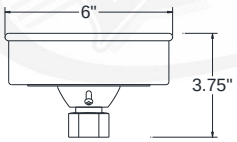

LSLC LED SLOPE CEILING CANOPY

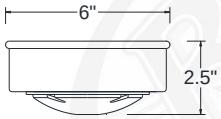

LSTC LED STEM MOUNT CANOPY

UNIVERSAL STEM AND ARM ADD-ONS

* EXAMPLE FOR MULTIPLE MOUNTING ADD-ONS:

MODEL #: -/-/-/LWTM, TRB ½", LGSWL/-/-/-/-/-/-/-
A B C D E F G H I J K

CNK CANOPY For MULTIPLE FIXTURES

*CNK dimensions vary on number of fixtures applied

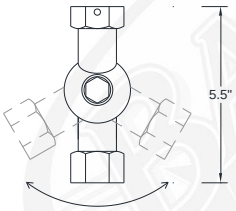

LGSWL 1/2" NPT SWIVEL

For all shades greater than 7" wide in diameter

FH 1/2" FLAT HUB 1/2"

FH 3/4" FLAT HUB 3/4"

TRB 1/2"-4' Cable SUPPORT

TRB 3/4"-4' Cable SUPPORT

F – LIGHT SOURCE

BASELITE'S PUBLISHED LUMINAIRE PHOTOMETRIC TESTING WAS PERFORMED IN A 3-METER INTEGRATING SPHERE USING THE 4TT GEOMETRY METHOD. DATA IS CONSIDERED TO BE REPRESENTATIVE OF THE CONFIGURATIONS SHOWN, WITHIN THE TOLERANCES ALLOWED BY LIGHTING FACTS. TO OBTAIN AN IES FILE SPECIFIC TO YOUR PROJECT, PLEASE CONTACT THE FACTORY.

LIGHT EMITTING DIODE (LED)

LED 25W (MAX)- CU14, CU16, SI16, FS14, FS16
LED 80W (MAX)- FD16

*IMPORTANT – FOR LIGHT EMITTED DIODE (LED) LIGHT SOURCE OPTION, FIXTURES ARE LIMITED DUE TO SIZE OF THE FIXTURE AND THE CORD WATTAGE RESTRICTIONS. PLEASE SEE MAX WATTAGE AVAILABILITY. EXAMPLE: / LED80W /

OPTION	WATTAGE	LUMENS	CRI	VOLTAGE	DIMMING
LED10WF	10W	1280	>90	120-277 VAC	TRI-ELV *120V ONLY
LED12W	12W	1481	>90	120-277 VAC	See section "H"
LED25W	25W	2812	>90	120-277 VAC	See section "H"
LED35W	35W	3743	>90	120-277 VAC	See section "H"
LED50W	50W	5750	>90	120-277 VAC	See section "H"
LED80W	80W	8800	>90	120-277 VAC	See section "H"
		@3500K			

H – ELECTRICAL OPTION

LED DIMMING OPTIONS

LED10WF – ONLY AVAILABLE WITH **LDM120** - TRI-ELV DIMMING OPITON. ALL OTHER WATTAGES CAN CHOOSE FROM THE OPTIONS BELOW. CONTACT DRIVER MANUFACTURER FOR FURTHER SPECIFICATIONS.

LDM120 - TRIAC / ELV – INPUT 120 / 277V - DIMMING AT 120 VOLT ONLY
LDM0-10V – 0 – 10V – DIMMING AT 120 / 277 VOLTS

I – GLASS OPTIONS

*NOTE: MUST USE TEMPERED GLASS FOR LIGHT FIXTURES USING HIGH INTENSITY DISCHARGE (HID) LIGHT SOURCE OPTION.

CL3 3" CLEAR GLASS
CL4 4" CLEAR GLASS
CLT3 3" CLEAR TEMPERED
CLT4 4" CLEAR TEMPERED

PR3 3" PRISMATIC GLASS
PR4 4" PRISMATIC GLASS

RE3 3" RED GLASS
RE4 4" RED GLASS

BL3 3" BLUE GLASS
BL4 4" BLUE GLASS

FR3 3" FROSTED GLASS
FR4 4" FROSTED GLASS
FRT3 3" FROSTED TEMPERED
FRT4 4" FROSTED TEMPERED

AH3 3" AMBER HYDE GLASS
AH4 4" AMBER HYDE GLASS

GR3 3" GREEN GLASS
GR4 4" GREEN GLASS

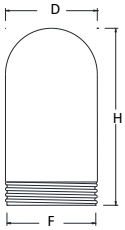

GLASS – MAX WATTAGE
3" GLASS – 100W INC / LED12W
4" GLASS – 200W INC / LED25W

GLASS – DIMENSIONS

3" GLASS	
Diameter	3.34"
Height	6.93"
Fitter	3.29"
4" GLASS	
Diameter	4.34"
Height	8.37"
Fitter	4.29"

BA 6" OPAL BALL
(100W INC MAX/LED12W)

BAX 9" CLEAR GLOBE
BAF 9" FROSTED GLOBE
(200W INC MAX/LED25W)

FN 8" CLEAR TEXTURED GLOBE
(150W INC MAX/LED25W)

BA7 7" CLEAR GLOBE
BA7F 7" FROSTED GLOBE
(100W INC MAX/LED25W)

PR8 8" PRISMATIC
PR8F 8" PRISMATIC FROSTED
(200W INC MAX/LED45W)

OC 8" OPAL TAPERED GLOBE
(60W INC MAX/LED25W)

J – ACCESSORIES

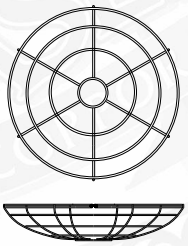

GR14 14" WIRE GRILL
GR16 16" WIRE GRILL

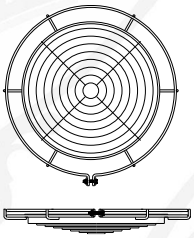

LGR14 14" LOUVERED GRILL
LGR16 16" LOUVERED GRILL

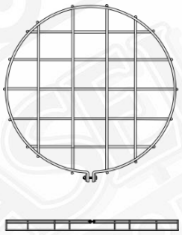

FGR14 14" FLAT GRILL
FGR16 16" FLAT GRILL

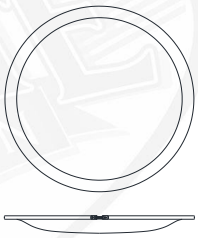

CRL14 14" CURVED POLYCARB LENSE
CRL16 16" CURVED POLYCARB LENSE

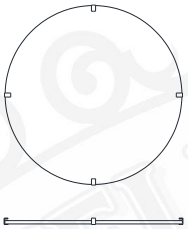

FLE14 14" FLAT CLEAR LENSE
FLE16 16" FLAT CLEAR LENSE



REF 9.5" DIAMETER REFRACTOR

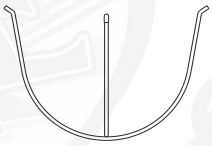

UGR U- WIRE GUARD

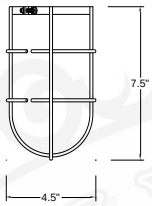

WG-1 WIRE GUARD

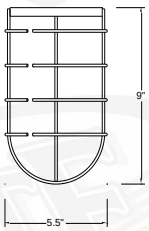

WG-2 WIRE GUARD
Available for shades
12" or higher

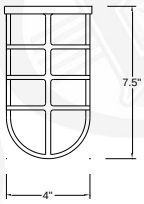

GU-1 CAST ALUMINUM GUARD

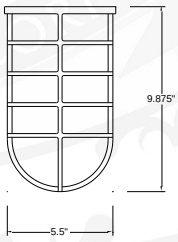

GU-2 CAST ALUMINUM GUARD
Available for shades
12" or higher