



# BASELITE – SATELLITE – CF – SPECIFICATION SHEET



PROJECT NAME: \_\_\_\_\_ PROJECT TYPE: \_\_\_\_\_

|          |        |     |   |   |   |     |   |        |   |   |   |   |   |   |
|----------|--------|-----|---|---|---|-----|---|--------|---|---|---|---|---|---|
| MODEL #  | /      | /   | x | / | x | /   | / | /      | / | x | / | x | / | x |
| EXAMPLE: | A      | B   | C | D | E | F   | G | H      | I | J | K |   |   |   |
|          | SA1118 | 21P | - | - | - | 75W | - | LDM120 | - | - | - |   |   |   |

\*SKIP SECTION IF OPTION DOES NOT APPLY

NOTES:



SA118/21P/2-100INC

## A - SHADES

- SATELLITE**  
**SA8** - 42WCF (MAX)  
**SA18** - 2-42WCF (MAX)  
**SA118** - 2-42WCF (MAX)  
**SA24** - 4-42WCF (MAX)

## B - FINISH OPTIONS

(SEE WEBSITE FOR SWATCH COLORS)  
 (\*SEE NOTES FOR LIMITATIONS\*)  
 14, 15, 16, 17, 18, 19, 19P, 20, 20P, 20PB,  
 20SB, 21, 21P, 22, 22P, 23, 23P, 38, 39, 40,  
 41, 41.5, 42, 43, 44, 45, 46, 48, 49, 50, 51,  
 52, 53, 54, 55, 57, 58, 59, 60, 61, 62, 63, 64,  
 65, 66, 70, 71, 72, 73, 74, 75, 76, 77, 78, 79,  
 80, 81, 82, 83, 84, 85, 86, 87, 88, 89, 90, 91,  
 92, 93, 94, 95, 96, 97, 98, 99, 100, MG.

## C - MOUNTING OPTIONS

NOT AVAILABLE

## D - MOUNTING ADD-ONS

NOT AVAILABLE

## E - MOUNTING COLOR

NOT AVAILABLE

## F - LIGHT SOURCE

(SEE PAGE 4 FOR WATTAGE LIMITATIONS)  
**COMPACT FLUORESCENT (CF)**  
 26W, 32W, 42W, 2-42W, 4-42W

## G - LED COLOR TEMP

SEE SECTION "B" FOR COLOR OPTIONS.

## H - ELECTRICAL OPTION

(SEE PAGE 4 FOR DIMMING OPTION SPECIFICATIONS)  
**CDM120**  
**CDM277**  
**CDM120/277**

## I - GLASS OPTIONS

NOT AVAILABLE

## J - ACCESSORIES

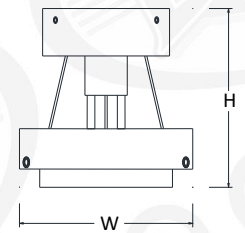
NOT AVAILABLE

## K - ACCESSORY COLOR

NOT AVAILABLE

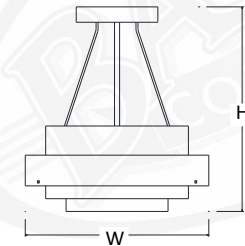
## NOTES

- (1). FINISH OPTIONS 75,76, 77, 83, 84, 88, 93 AND 98 ARE APPLIED BY HAND. THESE FINISHES WILL VARY IN CONSISTENCY.
- (2). FINISH OPTIONS 38, 39, 40, 49, 54, 57, 58, 61, 62, 63, 70, 71, 72, 73, 78, 83, 84, 88, 92, 93, 98 ONLY AVAILABLE INSIDE AND OUT OF FIXTURE. OTHER FINISHES ARE WHITE INSIDE.
- (3). FINISH OPTIONS 61, 62, 70, 71, 72, 73 ARE FINISHED WITH A SUPERCHROME ON THE INSIDE FOR ALL LED LIGHT SOURCE OPTIONS.
- (4). FINISH OPTIONS FOR SHADES ≤ 10" IN DIAMETER ARE THE SAME INSIDE AND OUT OF FIXTURE. SHADES > 10" IN DIAMETER ARE WHITE ON THE INSIDE.
- (5). COLOR CORDS ARE NOT APPLICABLE FOR LED OPTIONS.  
 \*ALL ARMS COME WITH A CAST BACKPLATE (CB1/2", CB3/4", LWTM, CFWTM, ECT.).  
 \*ACCORDING TO THE LIGHT SOURCE THE BACKPLATE MAY VARY IN SIZE. (EXAMPLE: LED LIGHT SOURCE WILL HAVE A DEEPER BACKPLATE TO HOUSE THE DRIVER).  
 \*ALL FIXTURES MOUNT TO A 4-0 JUNCTION BOX.  
 \*FIXTURE DIMENSIONS MAY VARY ± 0.25.



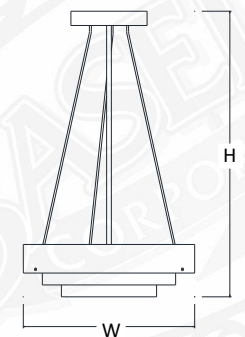
SA8 H-8.25" W-8"

\*FIXTURE COMES AS SHOWN  
\*MOUNTING OPTIONS DO NOT APPLY



SA118 H-20" W-18"

\*FIXTURE COMES AS SHOWN  
\*MOUNTING OPTIONS DO NOT APPLY



SA18 H-30" W-18"

SA24 H-30" W-24"

\*FIXTURE COMES AS SHOWN  
\*MOUNTING OPTIONS DO NOT APPLY



## F – LIGHT SOURCE

BASELITE'S PUBLISHED LUMINAIRE PHOTOMETRIC TESTING WAS PERFORMED IN A 3-METER INTEGRATING SPHERE USING THE 4TT GEOMETRY METHOD. DATA IS CONSIDERED TO BE REPRESENTATIVE OF THE CONFIGURATIONS SHOWN, WITHIN THE TOLERANCES ALLOWED BY LIGHTING FACTS. TO OBTAIN AN IES FILE SPECIFIC TO YOUR PROJECT, PLEASE CONTACT THE FACTORY.

| COMPACT FLUORESCENT (CF)  |         |                |  |             |                 |
|---|---------|----------------|--|-------------|-----------------|
| <b>CF 26W, 32W, OR 42(MAX) – SA8</b><br><b>CF 2-42(MAX) – SA18, SA118</b><br><b>CF 4-42(MAX) – SA24</b> |         |                | <p><b>*IMPORTANT – FOR COMPACT FLUORESCENT (CF) LIGHT SOURCE, FIXTURES ARE LIMITED DUE TO THE SIZE OF THE SHADE. PLEASE SEE THE CHART TO THE LEFT TO SEE WHAT WATTAGE IS COMPARABLE FOR EACH FIXTURE WHEN ORDERING.</b></p> <p>EXAMPLE: /CF42W /</p> |             |                 |
| OPTION  | WATTAGE | LUMENS         | CRI  | VOLTAGE     | DIMMING         |
| CF26W   | 26W     | PER BULB SPECS | >90  | 120-277 VAC | See section "H" |
| CF32W   | 32W     | PER BULB SPECS | >90  | 120-277 VAC | See section "H" |
| CF42W   | 42W     | PER BULB SPECS | >90  | 120-277 VAC | See section "H" |

## H – ELECTRICAL OPTION

MOST BASELITE'S ELECTRICAL OPTIONS ARE ONLY COMPATIBLE FOR CERTAIN FIXTURES. PLEASE SEE NOTES BELOW AND FOR FURTHER DETAILS CONTACT THE FACTORY. FOR DIMMING BALLAST OPTION, PLEASE CHOOSE MARK X OR MARK VII, SO RESTRICTIONS APPLY DUE TO THE SIZE OF THE BALLAST AND FIXTURE.

**COMPACT FLUORESCENT DIMMING OPTIONS**  
 PROVIDED WITH ADVANCE TRANSFORMER, PLEASE CHOOSE MARK 10 OR MARK 7 WITH SPECIFIED VOLTAGE FROM THE LIST BELOW.  
 CONTACT BALLAST MANUFACTURER FOR SPECIFICATIONS.  
**CDM7-120/277** - ADVANCE MARK 7 0-10v ELECTRICAL BALLST – 120/277 VOLT  
**CDM10-120** - ADVANCE MARK 10 ELECTRICAL BALLST – 120 VOLT  
**CDM10-277** - ADVANCE MARK 10 ELECTRICAL BALLST – 277 VOLT