BASELITE – WIRE PENDANTS – LED – SPEC SHEET

PROJECT NAME: _____ PROJECT TYPE: _____

MODEL # ___ / ___ / ___ / ___ / ___ / ___ / X / X / X / X / X

	A	B	C	D	E	F	G	H	I	J	K
EXAMPLE:	3TD	80-59-81	BLC	CNK	41	150INC					

*SKIP SECTION IF OPTION DOES NOT APPLY

NOTES:

A - SHADES

WIRE PENDANTS

PEHD615 - 35WLED (MAX)
WRO - 35WLED (MAX)
WRO1 - 35WLED (MAX)
WRO2 - 35WLED (MAX)
WDM14 - 35WLED (MAX)

B - FINISH OPTIONS

(SEE WEBSITE FOR SWATCH COLORS)
(*SEE NOTES FOR LIMITATIONS*)
14, 15, 16, 17, 18, 19, 19P, 20, 20P, 20PB, 20SB, 21, 21P, 22, 22P, 23, 23P, 38, 39, 40, 41, 41.5, 42, 43, 44, 45, 46, 48, 49, 50, 51, 52, 53, 54, 55, 57, 58, 59, 60, 61, 62, 63, 64, 65, 66, 70, 71, 72, 73, 74, 75, 76, 77, 78, 79, 80, 81, 82, 83, 84, 85, 86, 87, 88, 89, 90, 91, 92, 93, 94, 95, 96, 97, 98, 99, 100, MG.

C – MOUNTING OPTIONS

LED CORD MOUNT
LBLC, LWHC, LTCB, LTCW, LTCHB, LTCHW, LTLB, LTLW, LTLB, LTLW, LRCB, LRCW, LRCHB, LRCHW, LFHB, LFHW, LHBLC, LHWHC, LCBLC, LCWHC, LCHB, LCHW
STEM MOUNT (INC)
ST6, ST12, ST18, ST24, ST36, ST48, STXX

D – MOUNTING ADD-ONS

LED ADD-ONS
CNK – MULTIPLE FIXTURE CANOPY
LSTC – LED STEM MOUNT CANOPY
LSLC – LED SLOPE CEILING CANOPY

E – MOUNTING COLOR

SEE SECTION "B" FOR COLOR OPTIONS.

F – LIGHT SOURCE

(SEE PAGE 3 FOR WATTAGE LIMITATIONS)
LIGHT EMITTED DIODE (LED)
10W, 12W, 25W, 35W

*NOTE – MAX WATTAGE IS LISTED NEXT TO THE SHADE MODEL NUMBER IN SECTION "A". ALL WATTAGES BELOW THAT ARE ALSO AVAILBLE FOR THE SAME MODEL NUMBER.

G – LED COLOR TEMP

27K – 2700 K
3K – 3000 K
35K – 3500 K
4K – 4000 K
5K – 5000 K

H – ELECTRICAL OPTION

(SEE PAGE 3 FOR DIMMING OPTION SPECIFICATIONS)
LDM120
LDM277
LDM0-10

I – GLASS OPTIONS

CALL FACTORY FOR REQUEST.

J – ACCESSORIES

CALL FACTORY FOR REQUEST.

K – ACCESSORY COLOR

SEE SECTION "B" FOR COLOR OPTIONS.

NOTES

(1). FINISH OPTIONS 20, 21, 22, 23 ARE FOR SOLID BRASS FIXTURES ONLY.
(2). FINISH OPTIONS 19, 21, 22, 23, 75,76, 77, 83, 84, 88, 93 AND 98 ARE APPLIED BY HAND. THESE FINISHES WILL VARY IN CONSISTENCY.
(3). FINISH OPTIONS FOR SHADES ≤ 10" IN DIAMETER ARE THE SAME INSIDE AND OUT OF FIXTURE. SHADES > 10" IN DIAMETER ARE WHITE ON THE INSIDE.
(4). FINISH OPTIONS 19, 38, 39, 40, 49, 54, 57, 58, 61, 62, 63, 70, 71, 72, 73, 78, 83, 84, 88, 92, 93, 98 ONLY AVAILABLE INSIDE AND OUT OF FIXTURE. OTHER FINISHES ARE WHITE INSIDE.
(5). FINISH OPTIONS 61, 62, 70, 71, 72, 73 ARE FINISHED WITH A SUPERCHROME ON THE INSIDE FOR ALL LED LIGHT SOURCE OPTIONS.
(5). COLOR CORDS ARE NOT APPLICABLE FOR LED OPTIONS.
*ALL FIXTURES MOUNT TO A 4-O JUNCTION BOX.
*FIXTURE DIMENSIONS MAY VARY ±0.25.

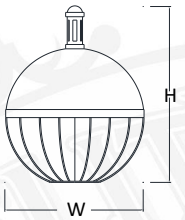

PEHD615 H-19" W-15"

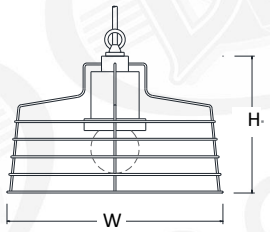

WDM14 H-8.75" W-14"

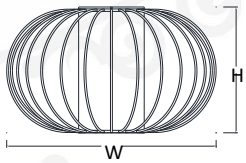

WRO H-13" W-22"

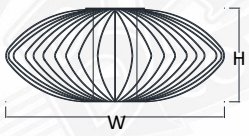

WRO2 H-15" W-35"

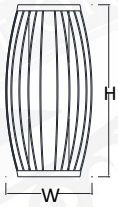

WRO1 H-21.25" W-10.75"

C - MOUNTING OPTIONS

STEM MOUNT

*STEMS RATED FOR DAMP LOCATION * 1/4" NPT AND 3/4" NPT AVAILABLE UPON REQUEST

ST(XX) STEM- 1/2" NPT

XX = LENGTH OF STEM
(EXAMPLE – "ST18" = STEM MOUNT 18" LENGTH)
*CANOPY NOT INCLUDED, ADD IN SECTION D

LED CORD MOUNTS

*FOR LED & COMPACT FLUORESCENT OPTIONS, CANOPIES WILL VARY IN SIZE DUE TO SIZE OF THE DRIVER/BALLAST THAT WILL BE LOCATED INSIDE OF THE CANOPY.
*CORDS RATED FOR DRY LOCATION *CANOPY DIMENSIONS: 4" (H) 5.5" (W) *CORD AND CANOPY COME IN THE SAME COLOR.

LBLC 8' BLACK CORD
LWHC 8' WHITE CORD

LTCB 8' BLACK CORD, CABLE, and LOOP
LTCW 8' WHITE CORD, CABLE, and LOOP

LTCHB 8' BLACK CORD, 3' CHAIN, and LOOP
LTCHW 8' WHITE CORD, 3' CHAIN, and LOOP

LTLB 8' BLACK TELEPHONE CORD AND CABLE
LTLW 8' WHITE TELEPHONE CORD AND CABLE
* Not available with compact fluorescent

LRCB 8' BLACK CORD, CABLE, and LOOP
LRCW 8' WHITE CORD, CABLE, and LOOP

LRCHB 8' BLACK CORD, 3' CHAIN, and LOOP
LRCHW 8' WHITE CORD, 3' CHAIN, and LOOP

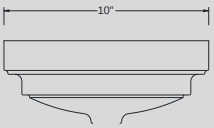

NOTES:

*DISTANCE TO LAMP (CF) 10'

*All compact fluorescent and LED housings may vary in size according to light source chosen.

LFHB 8' BLACK CORD WITH FLAT HUB
LFHW 8' WHITE CORD WITH FLAT HUB

LCBLC 8' BLACK CORD and CABLE
LCWHC 8' WHITE CORD and CABLE

LCHB 8' BLACK CORD, 3' CHAIN, and LOOP
LCHW 8' WHITE CORD, 3' CHAIN, and LOOP
* Loop may vary due to shade style

D - MOUNTING ADD-ONS

LED - STEM AND ARM ADD-ONS

* FOR LED & COMPACT FLUORESCENT OPTIONS, CANOPIES WILL VARY IN SIZE DUE TO SIZE OF THE DRIVER/BALLAST THAT WILL BE LOCATED INSIDE OF THE CANOPY.

CNK CANOPY For MULTIPLE FIXTURES

*CNK dimensions vary on number of fixtures applied

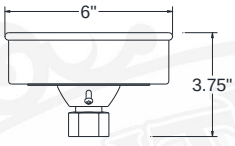

LSLC LED SLOPE CEILING CANOPY

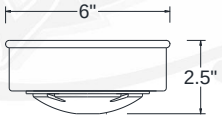

LSTC LED STEM MOUNT CANOPY

F – LIGHT SOURCE

BASELITE'S PUBLISHED LUMINAIRE PHOTOMETRIC TESTING WAS PERFORMED IN A 3-METER INTEGRATING SPHERE USING THE 4TT GEOMETRY METHOD. DATA IS CONSIDERED TO BE REPRESENTATIVE OF THE CONFIGURATIONS SHOWN, WITHIN THE TOLERANCES ALLOWED BY LIGHTING FACTS. TO OBTAIN AN IES FILE SPECIFIC TO YOUR PROJECT, PLEASE CONTACT THE FACTORY.

LIGHT EMITTING DIODE (LED)

LED 35W (MAX)- PEHD615, WRO, WRO1, WRO2, WDM14

*IMPORTANT – FOR LIGHT EMITTED DIODE (LED) LIGHT SOURCE OPTION, FIXTURES ARE LIMITED DUE TO SIZE OF THE FIXTURE AND THE CORD WATTAGE RESTRICTIONS. PLEASE SEE MAX WATTAGE AVAILABILITY. EXAMPLE: / LED75W /

OPTION	WATTAGE	LUMENS		CRI	VOLTAGE	DIMMING
		@3000K	@5000K			
LED10W	10W	1570	1680	>90	120-277 VAC	See section "H"
LED12W	12W	1884	2016	>90	120-277 VAC	See section "H"
LED25W	25W	3925	4200	>90	120-277 VAC	See section "H"
LED35W	35W	5495	5880	>90	120-277 VAC	See section "H"

H – ELECTRICAL OPTION

MOST BASELITE'S ELECTRICAL OPTIONS ARE ONLY COMPATIBLE FOR CERTAIN FIXTURES. PLEASE SEE NOTES BELOW AND FOR FURTHER DETAILS CONTACT THE FACTORY. FOR DIMMING BALLAST OPTION, PLEASE CHOOSE MARK X OR MARK VII, SO RESTRICTIONS APPLY DUE TO THE SIZE OF THE BALLAST AND FIXTURE.

LED DIMMING OPTIONS

FOR TRIAC OR 0-10V OPTOIN CHOOSE FROM THE FOLLOWING. CONTACT DRIVER MANUFACTURER FOR SPECIFICATIONS.

LDM120 - TRIAC DIMMING AT 120 VOLT

LDM277 - TRIAC DIMMING AT 277 VOLT

LDM0-10V – 0 – 10v