



# BASELITE – BULKHEADS – INC – SPECIFICATION SHEET



PROJECT NAME: \_\_\_\_\_ PROJECT TYPE: \_\_\_\_\_

MODEL #	/	/	x	/	x	/	x	/	x	/	x	/	x
EXAMPLE:	BLH1	41	-	-	-	25W	3K	-	FR9	-	-	-	-

\*SKIP SECTION IF OPTION DOES NOT APPLY

NOTES:

---



---



---



## A - SHADES

- BLH SERIES**  
**BLH1** - 100WINC (MAX)  
**BLH2** - 100WINC (MAX)  
**BLH3** - 100WINC (MAX)  
**BLH4** - 100WINC (MAX)  
**BLHB1** - 100WINC (MAX)  
**BLHB2** - 100WINC (MAX)  
**BLHB3** - 100WINC (MAX)

## B - FINISH OPTIONS

(SEE WEBSITE FOR SWATCH COLORS)  
 (\*SEE NOTES FOR LIMITATIONS\*)  
 14, 15, 16, 17, 18, 19, 19P, 20, 20PB, 20SB, 21, 21P, 22, 22P, 23, 23P, 38, 39, 40, 41, 41.5, 42, 43, 44, 45, 46, 48, 49, 50, 51, 52, 53, 54, 55, 57, 58, 59, 60, 61, 62, 63, 64, 65, 66, 70, 71, 72, 73, 74, 75, 76, 77, 78, 79, 80, 81, 82, 83, 84, 85, 86, 87, 88, 89, 90, 91, 92, 93, 94, 95, 96, 97, 98, 99, 100, MG.

## C – MOUNTING OPTIONS

NOT AVAILABLE

## D – MOUNTING ADD-ONS

NOT AVAILABLE

## E – MOUNTING COLOR

NOT AVAILABLE

## F – LIGHT SOURCE

(SEE PAGE 2 FOR WATTAGE LIMITATIONS)  
**INCANDESCENT (INC)**  
 100W

## G – LED COLOR TEMP

NOT AVAILABLE

## H – ELECTRICAL OPTION

NOT AVAILABLE

## I – ACRYLIC OPTIONS

CL9, FR9, OPAL

## J – ACCESSORIES

NOT AVAILABLE

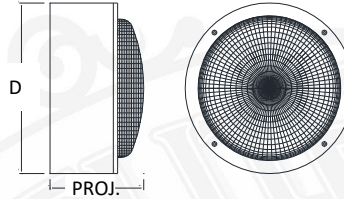
## K – ACCESSORY COLOR

NOT AVAILABLE

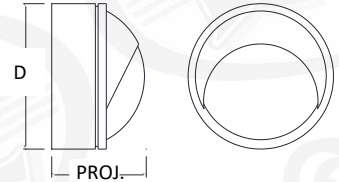
## NOTES

- FINISH OPTIONS 75,76, 77, 83, 84, 88, 93 AND 98 ARE APPLIED BY HAND. THESE FINISHES WILL VARY IN CONSISTENCY.
- FINISH OPTIONS 38, 39, 40, 49, 54, 57, 58, 61, 62, 63, 70, 71, 72, 73, 78, 83, 84, 88, 92, 93, 98 ONLY AVAILABLE INSIDE AND OUT OF FIXTURE. OTHER FINISHES ARE WHITE INSIDE.
- FINISH OPTIONS FOR SHADES ≤ 10" IN DIAMETER ARE THE SAME INSIDE AND OUT OF FIXTURE. SHADES > 10" IN DIAMETER ARE WHITE ON THE INSIDE.
- FINISH OPTIONS 61, 62, 70, 71, 72, 73 ARE FINISHED WITH A SUPERCHROME ON THE INSIDE FOR ALL LED LIGHT SOURCE OPTIONS.
- COLOR CORDS ARE NOT APPLICABLE FOR LED OPTIONS.  
 \*ALL ARMS COME WITH A CAST BACKPLATE (CB1/2", CB3/4", LWMT, CFWTM, ECT.).  
 \*ACCORDING TO THE LIGHT SOURCE THE BACKPLATE MAY VARY IN SIZE. (EXAMPLE: LED LIGHT SOURCE WILL HAVE A DEEPER BACKPLATE TO HOUSE THE DRIVER.)  
 \*ALL FIXTURES MOUNT TO A 4-0 JUNCTION BOX.  
 \*FIXTURE DIMENSIONS MAY VARY ± 0.25.  
 \*RATED FOR WET LOCATION.

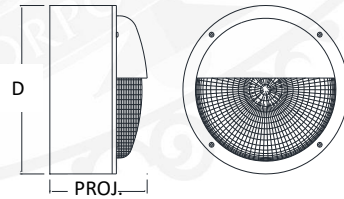
\*D = DIAMETER



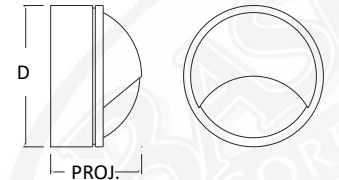
**BLH1** D-15" PROJ.-8"



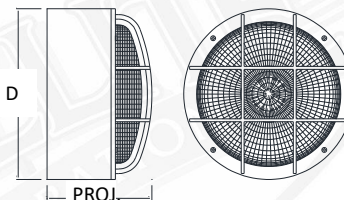
**BLHB1** D - 10" PROJ. - 6.5"



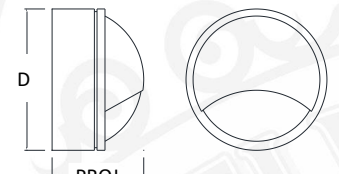
**BLH2** D-15" PROJ.-9"



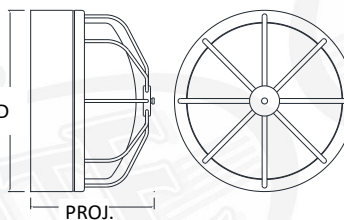
**BLHB2** D - 10" PROJ. - 6.5"



**BLH3** D-15" PROJ.-9.25"



**BLHB3** D - 10" PROJ. - 6.5"



**BLH4** D-15" PROJ.-10"



**F – LIGHT SOURCE**

BASELITE'S PUBLISHED LUMINAIRE PHOTOMETRIC TESTING WAS PERFORMED IN A 3-METER INTEGRATING SPHERE USING THE 4TT GEOMETRY METHOD. DATA IS CONSIDERED TO BE REPRESENTATIVE OF THE CONFIGURATIONS SHOWN, WITHIN THE TOLERANCES ALLOWED BY LIGHTING FACTS. TO OBTAIN AN IES FILE SPECIFIC TO YOUR PROJECT, PLEASE CONTACT THE FACTORY.

INCANDESCENT (INC) MED E26					
INC 100W (MAX)- BLH1, BLH2, BLH3, BLH4, BLHB1, BLHB2, BLHB3			*IMPORTANT – FOR LIGHT EMITTED DIODE (LED) LIGHT SOURCE OPTION FIXTURES ARE LIMITED DUE TO SIZE OF THE FIXTURE AND THE CORD WATTAGE RESTRICTIONS. PLEASE SEE AVAILABILITY CHART TO THE LEFT. EXAMPLE: /LED25W /		
OPTION	WATTAGE	LUMENS	CRI	VOLTAGE	DIMMING
100WINC	100W	PER BULB SPECS	>90	120-277 VAC	N/A

**I – ACRYLIC OPTIONS**



EX: BLH3.CL9.44.100INC

**CL9** 9" CLEAR PRISMATIC LENSE



EX: BLH1.FR9.41.100INC

**FR9** 9" FROSTED LENSE



EX: BLH4.OPAL.53.100INC

**OPAL** OPAL LENSE