



# BASELITE - BOLLARDS – LED – SPECIFICATION SHEET



PROJECT NAME: \_\_\_\_\_ PROJECT TYPE: \_\_\_\_\_

MODEL #	/	/	X	X	/	X	/	X	/	X	/	X	X
EXAMPLE:	BOL1	41				25WLED		LDM120	CL				

\*SKIP SECTION IF OPTION DOES NOT APPLY

NOTES:

---



---



---



## A - SHADES

- BOLLARDS**  
**BOL1** – 25WLED (MAX)  
**SBOL1** - 25WLED (MAX)  
**BOL4** - 25WLED (MAX)  
**BOL5** - 25WLED (MAX)  
**BOL6** - 25WLED (MAX)  
**BOL7** - 25WLED (MAX)  
**BOL8** - 25WLED (MAX)  
**BOL12** - 25WLED (MAX)  
**BOL14** - 25WLED (MAX)  
**BOL15** - 25WLED (MAX)  
**AS116** – 25WLED (MAX)

## B - FINISH OPTIONS

(SEE WEBSITE FOR SWATCH COLORS)  
 (\*SEE NOTES FOR LIMITATIONS\*)  
 14, 15, 16, 17, 18, 19, 19P, 20, 20P, 20PB, 20SB, 21, 21P, 22, 22P, 23, 23P, 38, 39, 40, 41, 41.5, 42, 43, 44, 45, 46, 48, 49, 50, 51, 52, 53, 54, 55, 57, 58, 59, 60, 61, 62, 63, 64, 65, 66, 70, 71, 72, 73, 74, 75, 76, 77, 78, 79, 80, 81, 82, 83, 84, 85, 86, 87, 88, 89, 90, 91, 92, 93, 94, 95, 96, 97, 98, 99, 100, MG.

## C – MOUNTING OPTIONS

N/A

## D – MOUNTING ADD-ONS

N/A

## E – MOUNTING COLOR

N/A

## F – LIGHT SOURCE

(SEE PAGE 2 FOR WATTAGE LIMITATIONS)  
**LIGHT EMMITED DIODE (LED)**  
 12WLED, 25WLED

## G – LED COLOR TEMP

- 27K – 2700 K
- 3K – 3000 K
- 35K – 3500 K
- 4K – 4000 K
- 5K – 5000 K

## H – ELECTRICAL OPTION

(SEE PAGE 2 FOR DIMMING OPTION SPECIFICATIONS)  
**LDM120**  
**LDM277**  
**LDM0-10**

## I – GLASS OPTIONS

(SEE CHART ON PAGE 2 FOR GLASS OPTION LIMITATIONS\*)  
**CL** – CLEAR GLASS  
**FR** – FROSTED GLASS  
**TYPE 3** – 2.75 WIDTH TO HEIGHT RATIO  
**TYPE 5** – CIRCULAR LIGHT DISTRIBUTION

## J – ACCESSORIES

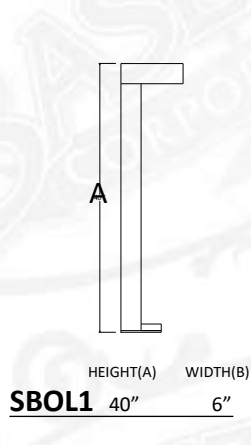
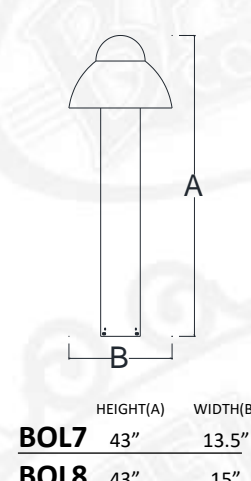
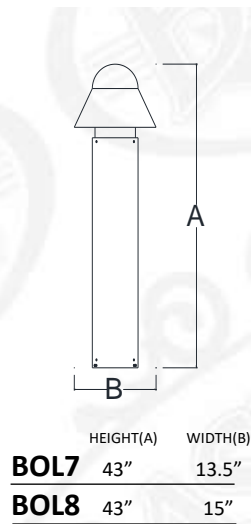
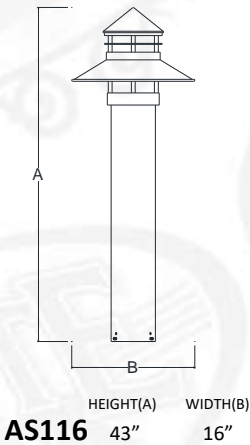
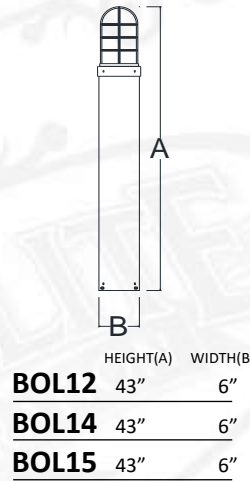
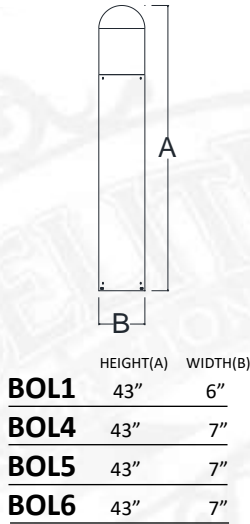
N/A

## K – ACCESSORY COLOR

N/A

## NOTES

- (1). FINISH OPTIONS 20, 21, 22, 23 ARE FOR SOLID BRASS FIXTURES ONLY.
  - (2). FINISH OPTIONS 19, 21, 22, 23, 75, 76, 77, 83, 84, 88, 93 AND 98 ARE APPLIED BY HAND. THESE FINISHES WILL VARY IN CONSISTENCY.
  - (3). FINISH OPTIONS 19, 38, 39, 40, 49, 54, 57, 58, 61, 62, 63, 70, 71, 72, 73, 78, 83, 84, 88, 92, 93, 98 ONLY AVAILABLE INSIDE AND OUT OF FIXTURE. OTHER FINISHES ARE WHITE INSIDE.
  - (4). FINISH OPTIONS 61, 62, 70, 71, 72, 73 ARE FINISHED WITH A SUPERCHROME ON THE INSIDE FOR ALL LED LIGHT SOURCE OPTIONS.
- \*ALL FIXTURES MOUNT TO A 4-O JUNCTION BOX.  
 \*FIXTURE DIMENSIONS MAY VARY ± 0.25.





# BASELITE – BOLLARDS – LED – SPECIFICATION SHEET

## F – LIGHT SOURCE

BASELITE'S PUBLISHED LUMINAIRE PHOTOMETRIC TESTING WAS PERFORMED IN A 3-METER INTEGRATING SPHERE USING THE 4TT GEOMETRY METHOD. DATA IS CONSIDERED TO BE REPRESENTATIVE OF THE CONFIGURATIONS SHOWN, WITHIN THE TOLERANCES ALLOWED BY LIGHTING FACTS. TO OBTAIN AN IES FILE SPECIFIC TO YOUR PROJECT, PLEASE CONTACT THE FACTORY.

### LIGHT EMITTED DIODE (LED)

**LED 12W, 25W (MAX)** - BOL1, SBOL1, BOL4, BOL5, BOL6, BOL7, BOL8, BOL12, BOL14, BOL15, AS116

**\*IMPORTANT** – FOR LIGHT EMITTED DIODE (LED) LIGHT SOURCE OPTION FIXTURES ARE LIMITED DUE TO SIZE OF THE FIXTURE AND THE CORD WATTAGE RESTRICTIONS. PLEASE SEE AVAILABILITY CHART TO THE LEFT.

EXAMPLE: / 25WLED /

OPTION	WATTAGE	LUMENS		CRI	VOLTAGE	DIMMING
12WLED	12W	1000	1200	>90	120-277 VAC	See section "H"
25WLED	25W	1900	2000	>90	120-277 VAC	See section "H"
		@3000K	@5000K			

## I – GLASS OPTIONS

\*NOTE: SEE GLASS OPTION CHART BELOW FOR AVAILABLE GLASS OPTIONS PER FIXTURE SELECTION.

	CLEAR GLASS	FROSTED GLASS	TYPE 3	TYPE 5
BOL1	YES	YES	NO	NO
SBOL1	NO	NO	NO	NO
BOL4	NO	NO	YES	YES
BOL5	NO	NO	NO	NO
BOL6	NO	NO	NO	NO
BOL7	NO	NO	NO	NO
BOL8	NO	NO	NO	NO
BOL12	NO	NO	NO	NO
BOL14	YES	YES	NO	NO
BOL15	YES	YES	NO	NO
AS1116	YES	YES	NO	NO

## H – ELECTRICAL OPTION

MOST BASELITE'S ELECTRICAL OPTIONS ARE ONLY COMPATIBLE FOR CERTAIN FIXTURES. PLEASE SEE NOTES BELOW AND FOR FURTHER DEATIALS CONTACT THE FACTORY. FOR DIMMING BALLAST OPTION PLEASE CHOOSE MARK X OR MARK VII, SO RESTRICTIONS APPLY DUE TO THE SIZE OF THE BALLAST AND FIXTURE.

### LED DIMMING OPTIONS

FOR TRIAC OR 0-10V OPTOIN CHOOSE FROM THE FOLLOWING. CONTACT DRIVER MANUFACTURER FOR SPECIFICATIONS.

**LDM120** - TRIAC DIMMING AT 120 VOLT

**LDM277** - TRIAC DIMMING AT 277 VOLT

**LDM0-10V** – 0 – 10v