



BASELITE - BOLLARDS – CF – SPECIFICATION SHEET



PROJECT NAME: _____ PROJECT TYPE: _____

MODEL #	/	/	X	X	/	X	/	/	/	/	X
	A	B	C	D	E	F	G	H	I	J	K
EXAMPLE:	BOL1	41				32CF		CDM10-120	CL		

*SKIP SECTION IF OPTION DOES NOT APPLY

NOTES:



A - SHADES

- BOLLARDS**
BOL1 - 32WCF (MAX)
SBOL1 - 32WCF (MAX)
BOL4 - 32WCF (MAX)
BOL5 - 32WCF (MAX)
BOL6 - 32WCF (MAX)
BOL7 - 32WCF (MAX)
BOL8 - 32WCF (MAX)
BOL12 - 32WCF (MAX)
BOL14 - 32WCF (MAX)
BOL15 - 32WCF (MAX)

B - FINISH OPTIONS

(SEE WEBSITE FOR SWATCH COLORS)
 (*SEE NOTES FOR LIMITATIONS*)
 14, 15, 16, 17, 18, 19, 19P, 20, 20P, 20PB,
 20SB, 21, 21P, 22, 22P, 23, 23P, 38, 39, 40,
 41, 41.5, 42, 43, 44, 45, 46, 48, 49, 50, 51,
 52, 53, 54, 55, 57, 58, 59, 60, 61, 62, 63, 64,
 65, 66, 70, 71, 72, 73, 74, 75, 76, 77, 78, 79,
 80, 81, 82, 83, 84, 85, 86, 87, 88, 89, 90, 91,
 92, 93, 94, 95, 96, 97, 98, 99, 100, MG.

C - MOUNTING OPTIONS

N/A

D - MOUNTING ADD-ONS

N/A

E - MOUNTING COLOR

N/A

F - LIGHT SOURCE

(SEE PAGE 2 FOR WATTAGE LIMITATIONS)
COMPACT FLUORESCENT (CF)
 26W, 32W

G - LED COLOR TEMP

NOT AVAILABLE

H - ELECTRICAL OPTION

(SEE PAGE 2 FOR DIMMING OPTION SPECIFICATIONS)
CDM120
CDM277
CDM120/277

I - GLASS OPTIONS

(SEE CHART ON PAGE 2 FOR GLASS OPTION LIMITATIONS)
CL – CLEAR GLASS
FR – FROSTED GLASS
TYPE 3 – 2.75 WIDTH TO HEIGHT RATIO
TYPE 5 – CIRCULAR LIGHT DISTRIBUTION

J - ACCESSORIES

N/A

K - ACCESSORY COLOR

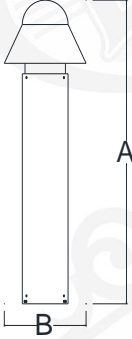
N/A

NOTES

- FINISH OPTIONS 20, 21, 22, 23 ARE FOR SOLID BRASS FIXTURES ONLY.
- FINISH OPTIONS 19, 21, 22, 23, 75, 76, 77, 83, 84, 88, 93 AND 98 ARE APPLIED BY HAND. THESE FINISHES WILL VARY IN CONSISTENCY.
- FINISH OPTIONS 19, 38, 39, 40, 49, 54, 57, 58, 61, 62, 63, 70, 71, 72, 73, 78, 83, 84, 88, 92, 93, 98 ONLY AVAILABLE INSIDE AND OUT OF FIXTURE. OTHER FINISHES ARE WHITE INSIDE.
- FINISH OPTIONS 61, 62, 70, 71, 72, 73 ARE FINISHED WITH A SUPERCHROME ON THE INSIDE FOR ALL LED LIGHT SOURCE OPTIONS.
 *ALL FIXTURES MOUNT TO A 4-O JUNCTION BOX.
 *FIXTURE DIMENSIONS MAY VARY ± 0.25.




	HEIGHT(A)	WIDTH(B)
BOL1	43"	6"
BOL4	43"	7"
BOL5	43"	7"
BOL6	43"	7"



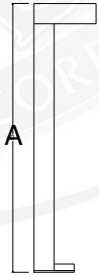
	HEIGHT(A)	WIDTH(B)
BOL7	43"	13.5"
BOL8	43"	15"



	HEIGHT(A)	WIDTH(B)
BOL12	43"	6"
BOL14	43"	6"
BOL15	43"	6"



	HEIGHT(A)	WIDTH(B)
BOL7	43"	13.5"
BOL8	43"	15"



	HEIGHT(A)	WIDTH(B)
SBOL1	40"	6"



BASELITE – BOLLARDS – CF – SPECIFICATION SHEET

F – LIGHT SOURCE

BASELITE'S PUBLISHED LUMINAIRE PHOTOMETRIC TESTING WAS PERFORMED IN A 3-METER INTEGRATING SPHERE USING THE 4TT GEOMETRY METHOD. DATA IS CONSIDERED TO BE REPRESENTATIVE OF THE CONFIGURATIONS SHOWN, WITHIN THE TOLERANCES ALLOWED BY LIGHTING FACTS. TO OBTAIN AN IES FILE SPECIFIC TO YOUR PROJECT, PLEASE CONTACT THE FACTORY.

COMPACT FLUORESCENT (CF)

CF 26W, 32W (MAX) - BOL1, SBOL1, BOL4, BOL5, BOL6, BOL7, BOL8, BOL12, BOL14, BOL15

***IMPORTANT – FOR LIGHT EMITTED DIODE (LED) LIGHT SOURCE OPTION FIXTURES ARE LIMITED DUE TO SIZE OF THE FIXTURE AND THE CORD WATTAGE RESTRICTIONS. PLEASE SEE AVAILABILITY CHART TO THE LEFT.**

EXAMPLE: / 32WCF /

OPTION	WATTAGE	LUMENS	CRI	VOLTAGE	DIMMING
26WCF	26W	PER BULB SPECS	>90	120-277 VAC	SEE SECTION "H"
32WCF	32W	PER BULB SPECS	>90	120-277 VAC	SEE SECTION "H"

I – GLASS OPTIONS

*NOTE: SEE GLASS OPTION CHART BELOW FOR AVAILABLE GLASS OPTIONS PER FIXTURE SELECTION.

BOLLARDS	CLEAR GLASS	FROSTED GLASS	TYPE 3	TYPE 5
BOL1	YES	YES	NO	NO
SBOL1	NO	NO	NO	NO
BOL4	NO	NO	YES	YES
BOL5	NO	NO	NO	NO
BOL6	NO	NO	NO	NO
BOL7	NO	NO	NO	NO
BOL8	NO	NO	NO	NO
BOL12	NO	NO	NO	NO
BOL14	YES	YES	NO	NO
BOL15	YES	YES	NO	NO

H – ELECTRICAL OPTIONS

MOST BASELITE'S ELECTRICAL OPTIONS ARE ONLY COMPATIBLE FOR CERTAIN FIXTURES. PLEASE SEE NOTES BELOW AND FOR FURTHER DEATIALS CONTACT THE FACTORY. FOR DIMMING BALLAST OPTION PLEASE CHOOSE MARK X OR MARK VII, SO RESTRICTIONS APPLY DUE TO THE SIZE OF THE BALLAST AND FIXTURE.

COMPACT FLUORESCENT DIMMING OPTIONS

PROVIDED WITH ADVANCE TRANSFORMER, PLEASE CHOOSE MARK 10 OR MARK 7 WITH SPECIFIED VOLTAGE FROM THE LIST BELOW. CONTACT BALLAST MANUFACTURER FOR SPECIFICATIONS.

CDM7-120/277 - ADVANCE MARK 7 0-10v ELECTRICAL BALLST – 120/277 VOLT

CDM10-120 - ADVANCE MARK 10 ELECTRICAL BALLST – 120 VOLT

CDM10-277 - ADVANCE MARK 10 ELECTRICAL BALLST – 277 VOLT

NOTES:

FOR COMPACT FLUORESCENT DIMMING OPTION:

MARK 7 – 120 THROUGH 277V. BALLASTS MAY BE REMOTE MOUNTED UP TO 6 IN. AWAY FROM LAMPS. 100% - 3% FULL RANGE CONTINUOUS DIMMING. SOME LIGHT MANUFACTURERS RECOMMEND BURNING IN NEW LAMPS 100 HOURS AT FULL LIGHT OUTPUT BEFORE DIMMING. CONSULT LIGHT BULB MANUFACTURER.

MARK 10 – 120V ONLY. ONE AND TWO-LAMP BALLASTS MAY BE REMOTE MOUNTED UP TO 6 FT. AWAY FROM LAMPS. THREE LAMP BALLASTS MAY NOT BE REMOTE MOUNTED. 100% - 5% FULL RANGE CONTINUOUS DIMMING. SOME LIGHT MANUFACTURERS RECOMMEND BURNING IN NEW LAMPS 100 HOURS AT FULL LIGHT OUTPUT BEFORE DIMMING. CONSULT LIGHT BULB MANUFACTURER.

FOR EM (EMERGENCY BALLAST) OPTION: STANDARD LUMEN OUTPUT IS 700. CALL FACTORY FOR REQUEST OF A HIGHER LUMEN OUTPUT. *IF EMERGENCY OPTION IS USED WITH DIMMING, THE BALLAST MUST BE LOCATED HALF THE DISTANCE OF THE DIMMING REQUIREMENTS.