



Rapid Ship Program

Offering selected products for shipment in 5 business days.

WAREHOUSE SHADES



Model No.	Dimensions	Max. Wattage INC.	Colors Available
RSPW514	9" H x 14" W	150W	#41, 42, 44, 49
RSPW516	9" H x 16" W	200W	#41, 42, 44, 49
RSPW518	9" H x 18" W	300W	#41, 42, 44, 49

ANGLE SHADES



Model No.	Dimensions	Max. Wattage INC.	Colors Available
RSPA810	10" H x 10" W	150W	#41, 42, 44, 49
RSPA812	12" H x 12" W	200W	#41, 42, 44, 49

EMBLEM SHADES



Model No.	Dimensions	Max. Wattage INC.	Colors Available
RSPM710	10" H x 10" W	150W	#41, 42, 44, 49
RSPM712	12" H x 12" W	200W	#41, 42, 44, 49

LOUVERED SHADES



Model No.	Dimensions	Max. Wattage INC.	Colors Available
RSPL110	10" H x 12" W	100W	#41, 44, 49
RSPL116	11" H x 16" W	200W	#41, 44, 49

Phone 877-999-1990
Fax 877-999-1955

WWW.BASELITE.COM



Standard BASELITE terms and conditions apply to Rapid Ship Orders. Quantity restrictions may apply. Call for pricing.

VAPOR TIGHT FIXTURES

MAX. WATTAGE 100W INC.

Model No.

HE1**CGXXE16/100INC



**GLASS OPTIONS

Model No.

CL3 - Clear Globe

PR3- Prismatic Globe

FR3- Forsted Globe

E1**CGXXE16/100INC



XX- COLOR OPTIONS

41- BLACK

44- WHITE

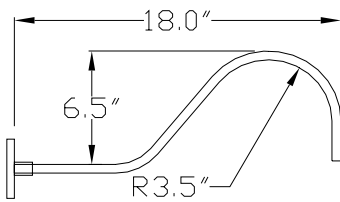
49-GALVANIZED (PAINTED)

MOUNTING OPTIONS

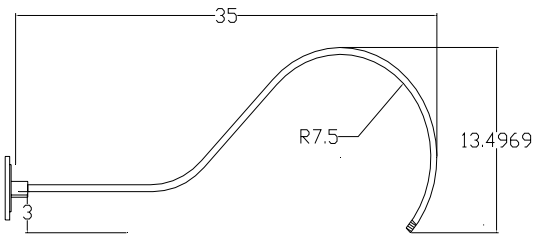
ARM EXTENSIONS

Available in #41, 42, 44, 49

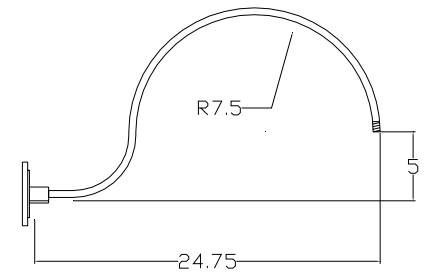
RSPE1



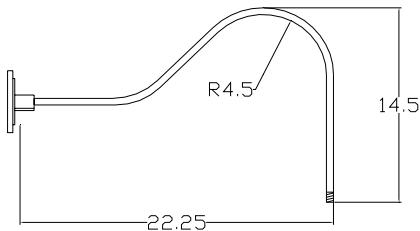
RSPE2



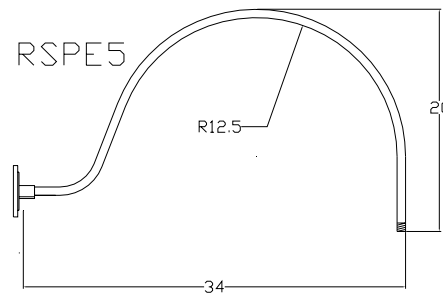
RSPE3(1/2)



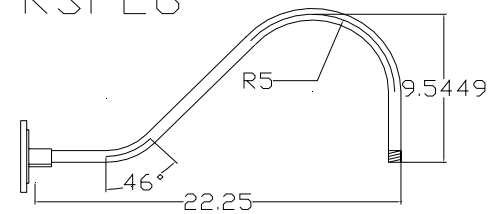
RSPE4(1/2)



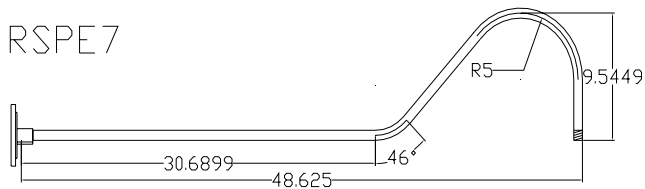
RSPE5



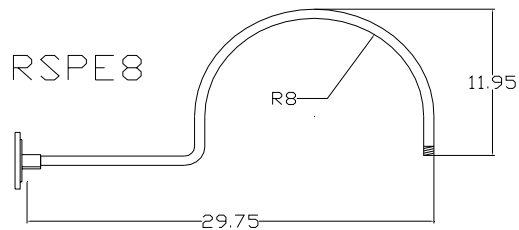
RSPE6



RSPE7



RSPE8



Phone 877-999-1990

Fax 877-999-1955

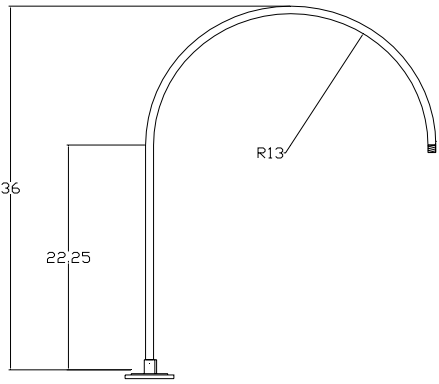
WWW.BASELITE.COM



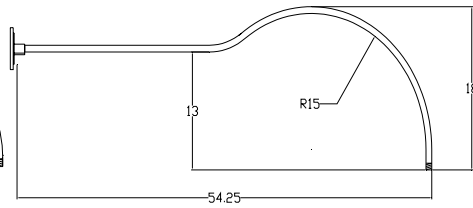
Standard BASELITE terms and conditions apply to Rapid Ship Orders. Quantity restrictions may apply. Call for pricing.

MOUNTING OPTIONS CONT.

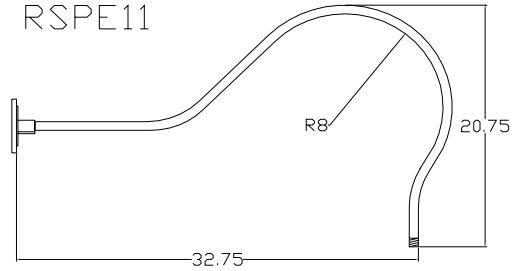
RSPE9



RSPE10

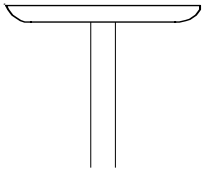


RSPE11



All arm extensions include cast backplate. Mounts to a 4" Oct. J-box recessed.


Cord Mounting



RSPBLC - 8' Black Cord and Canopy

RSPWHC - 8' White Cord and Canopy


Finishes



#44 White



#41 Black



#42 Dark Green



#49 Galvanized (panited)

Compact Fluorescent and HID options available on all Rapid Ship Fixtures a longer lead time may apply.

Phone 877-999-1990
Fax 877-999-1955
WWW.BASELITE.COM



Standard BASELITE terms and conditions apply to Rapid Ship Orders. Quantity restrictions may apply. Call for pricing.